

**ACT NO. 2021 -**

AN ACT fixing and determining the amounts of: County General Fund taxes (for County Operating Purposes and for County share of MTA); the Special District Taxes; and other charges against the various towns and cities in the County of Westchester; and levying such apportioned amounts for the purposes therein set forth against such towns and cities.

**WHEREAS**, the County Board of Legislators of the County of Westchester has duly adopted the County Budget and various District Budgets and charges for the fiscal year 2021 as follows:

County of Westchester:		
Metropolitan Transportation Authority	\$ 29,136,509	
Metropolitan Commuter Transportation Mobility Tax	1,456,000	
County Operating Purposes	537,986,491	
Total County Taxes Levy		568,579,000
Blind Brook Sanitary Sewer District		6,752,861
Bronx Valley Sanitary Sewer District		21,444,541
Central Yonkers Sanitary Sewer District		1,251,087
Hutchinson Valley Sanitary Sewer District		5,231,113
Mamaroneck Valley Sanitary Sewer District		16,797,409
New Rochelle Sanitary Sewer District		16,747,222
North Yonkers Sanitary Sewer District		4,184,224
Ossining Sanitary Sewer District		3,214,990
Peekskill Sanitary Sewer District		4,123,303
Port Chester Sanitary Sewer District		2,703,610
Saw Mill Valley Sanitary Sewer District		12,246,305
South Yonkers Sanitary Sewer District		1,542,009
Upper Bronx Valley Sanitary Sewer District		1,040,263
County Water District No. 1		4,098,623
Refuse Disposal District No. 1		47,718,254

**WHEREAS**, the December 18, 2020 report of the Westchester County Tax Commission has been duly filed with the County Board of Legislators; and

**WHEREAS**, the foregoing amounts have been fixed and determined by the County Board of the County of Westchester, as the amounts necessary to be raised for the purposes therein set forth; and

**NOW THEREFORE, BE IT ENACTED** by the County Board of Legislators of the County of Westchester, as follows:


**Section 1.** That each and every one of the aforesaid amounts be and the same are hereby levied against the property within the District or tax division from which said amounts are to be raised.

**§2.** That aforesaid amounts, heretofore or hereby levied, are hereby apportioned against the towns and cities of the County in the apportioned amounts hereinafter specified and for the special purpose hereinafter indicated and the total amount so levied against each of said towns and cities shall be paid to the Commissioner of Finance of the County of Westchester, and shall be applied to and for the purpose hereinafter specified.

**§3.** That the Chairman of the Board be and is hereby authorized and directed to issue for and on behalf of this Board, a certificate of such apportionment and levy as provided by law, and the Clerk of the Board be and is hereby authorized and directed to attest the same as required by law.

**§4.** That the Clerk of the Board be and is hereby authorized and directed, as provided by law, to deliver certified copies of this Act and apportionment to each of said towns and cities.

**§5.** This Act shall take effect immediately.



ACT 215 - 2020 (As Amended)

**COMMITTEE ON BUDGET & APPROPRIATIONS  
CONCERNING THE 2021 COUNTY BUDGET (Additions)  
December 7, 2020**

Board of Legislators  
County of Westchester  
800 Michaelian Office Building  
White Plains, New York 10601

Honorable Colleagues:

On October 15, 2020 County Executive George Latimer forwarded his proposed 2021 County Capital Budget and on November 10, 2020 he forwarded his proposed 2021 County Operating and Special Districts Budget to the Committee on Budget and Appropriations. The Budget & Appropriations Committee of this Honorable Board immediately began to analyze and discuss them.

Pursuant to Section 167.81 of the Laws of Westchester County as amended by Local Law 8-1994, your Committee on Budget & Appropriations, within a specified time period, has the authority to file with the Board a memorandum of any proposed additions to the Proposed Budget.

In keeping with Board policy, your Committee on Budget & Appropriations notes that any additions contained in this Memorandum, as well as any other item, may still subsequently be reduced or entirely deleted from the Proposed 2021 County Operating, Capital, and Special Districts Budget prior to their adoption.

As is its practice during the process of considering additions, your Committee on Budget & Appropriations has called on various County departments and agencies to testify.

It has also relied on the expertise of its auditors and has taken into account the views of all Legislators, the Citizens Budget Advisory Committee, numerous groups and organizations, individual citizens, and has held two of three Public Hearings. All of these perspectives have been factored into this Memorandum, ensuring that it is the product of government decision-making truly shared by all those affected.

Through its issuance of this Memorandum, your Committee on Budget & Appropriations hereby complies with the Westchester County Charter. While obviously it believes the actions contained within this Memorandum are prudent, that evaluation must ultimately be made by this Honorable Board. Likewise, the County tax rate can only be changed by a majority of this Honorable Board when it passes a budget and/or acts on a County Executive's veto (or vetoes) on specific, Charter-allowed items.

With these understandings, your Committee on Budget & Appropriations hereby recommends the following additions to this Honorable Board for its full deliberation and ultimate decision (see attached schedule):

Dated: December 7, 2020  
White Plains, NY

*Catharine Boylan*  
*Benjamin Boylan*

Committee on Budget & Appropriations

Dated: December 7, 2020  
White Plains, New York

*The following members attended the meeting remotely, as per Governor Cuomo's Executive Order 202.1 and approved this item out of Committee with an affirmative vote. Their electronic signature was authorized and is below.*

Committee(s) on:

**Budget & Appropriations**

*Vedat Dalin* WOP

*David A. Jabris* WOP

*Margaret A. Cugio* WOP

*Nancy E. Ben*

*William R. Maher* WOP

*Catherine F. Parker*

*Ruth Walker* WOP

*Christy*

*Tyler*

**Westchester County  
2021 Budget Additions**

<b>2021 OPERATING BUDGET ADDITIONS LIST</b>				
<b>DEPARTMENT</b>	<b>ORG</b>	<b>ACCOUNT</b>	<b>DESCRIPTION</b>	<b>AMOUNT</b>
<b>2021 OPERATING BUDGET REVENUE ADDITIONS</b>				
SOCIAL SERVICES (22)	101 22 8900	9835	Child Care Block Grant	\$350,000
<b>TOTAL 2021 OPERATING BUDGET REVENUE ADDITIONS</b>				<b>\$350,000</b>
<b>2021 OPERATING BUDGET APPROPRIATION ADDITIONS</b>				
<b>OFFICE OF THE COUNTY EXECUTIVE - OFFICE FOR WOMEN (11)</b>				
COUNTY EXECUTIVE - OFFICE FOR WOMEN (11)	101 11 0900	4380	Various Contracts - Women's Westchester Agenda List 1.5% Increase	\$40,393
COUNTY EXECUTIVE - OFFICE FOR WOMEN (11)	101 11 0900	4380	Various Contracts - Women's Westchester Agenda List 2020 5% Increase	\$69,439
<b>COUNTY EXECUTIVE - OFFICE FOR WOMEN TOTAL</b>				<b>\$109,832</b>
<b>DEPARTMENT OF PLANNING (19)</b>				
PLANNING (19)	101 19 0100	4380	Eviction Prevention Study	\$45,000
PLANNING (19)	101 19 0100	4420	Various Contracts - Women's Westchester Agenda List 1.5% Increase	\$11,095
PLANNING (19)	101 19 0100	4420	Various Contracts - Women's Westchester Agenda List 2020 5% Increase	\$34,244
PLANNING (19)	101 19 0300	2400	Gas Emissions Vehicle - Hilltop Hanover Farm	\$25,000
PLANNING (19)	101 19 0300	4200	Repairs and Maintenance - Hilltop Hanover Farm	\$12,000
<b>PLANNING TOTAL</b>				<b>\$127,339</b>
<b>DEPARTMENT OF SOCIAL SERVICES (22)</b>				
SOCIAL SERVICES (22)	101 22 8900	5960	Various Contracts - Women's Westchester Agenda List 1.5% Increase	\$4,231
SOCIAL SERVICES (22)	101 22 8900	5960	Various Contracts - Women's Westchester Agenda List 2020 5% Increase	\$13,060
SOCIAL SERVICES (22)	101 22 8900	5960	Social Service Relief - Food Pantries Not in the Consortium	\$65,000
SOCIAL SERVICES (22)	101 22 8900	5960	Youth Shelter of Westchester Alternative to Incarceration	\$53,000
SOCIAL SERVICES (22)	101 22 8900	5990	2% Decrease to Day Care Parent Share	\$700,000
<b>SOCIAL SERVICES TOTAL</b>				<b>\$835,291</b>
<b>DEPARTMENT OF SENIOR PROGRAMS AND SERVICES (24)</b>				
SENIOR PROGRAMS AND SERVICES (24)	101 24 1000	4957	Various Contracts - Women's Westchester Agenda List 1.5% Increase	\$9,877
SENIOR PROGRAMS AND SERVICES (24)	101 24 1000	4957	Various Contracts - Women's Westchester Agenda List 2020 5% Increase	\$20,805
<b>SENIOR PROGRAMS AND SERVICES TOTAL</b>				<b>\$30,682</b>

**Westchester County  
2021 Budget Additions**

DEPARTMENT	ORG	ACCOUNT	DESCRIPTION	AMOUNT
<b>DEPARTMENT OF COMMUNITY MENTAL HEALTH (26)</b>				
COMMUNITY MENTAL HEALTH (26)	101 26 2000	4380	Various Contracts - Women's Westchester Agenda List 1.5% Increase	\$9,686
COMMUNITY MENTAL HEALTH (26)	101 26 2000	4380	Various Contracts - Women's Westchester Agenda List 2020 5% Increase	\$29,896
			<b>COMMUNITY MENTAL HEALTH TOTAL</b>	<b>\$39,582</b>
<b>DEPARTMENT OF HEALTH (27)</b>				
HEALTH (27)	101 27 2700	1200	Hourly Personnel Services - Assistance Answering Phones	\$35,000
			<b>HEALTH TOTAL</b>	<b>\$35,000</b>
<b>DEPARTMENT OF PROBATION (39)</b>				
PROBATION (39)	101 39 1000	4380	Various Contracts - Women's Westchester Agenda List 1.5% Increase	\$3,318
PROBATION (39)	101 39 1000	4380	Various Contracts - Women's Westchester Agenda List 2020 5% Increase	\$10,240
			<b>PROBATION TOTAL</b>	<b>\$13,558</b>
<b>MISCELLANEOUS BUDGET ITEMS (52)</b>				
MISCELLANEOUS BUDGET (52)	101 52 2092	5100	Legal Services of the Hudson Valley - Women's Westchester Agenda List 1.5% Increase	\$9,931
MISCELLANEOUS BUDGET (52)	101 52 2092	5100	Legal Services of the Hudson Valley - Women's Westchester Agenda List 2020 5% Increase	\$30,651
MISCELLANEOUS BUDGET (52)	101 52 2093	5100	Legal Services Peekskill - Women's Westchester Agenda List 1.5% Increase	\$1,785
MISCELLANEOUS BUDGET (52)	101 52 2093	5100	Legal Services Peekskill - Women's Westchester Agenda List 2020 5% Increase	\$5,508
MISCELLANEOUS BUDGET (52)	101 52 2508	5100	Birth to Earth	\$4,343
MISCELLANEOUS BUDGET (52)	101 52 2508	5100	Community Development Governance Council - PowerLab	\$9,000
MISCELLANEOUS BUDGET (52)	101 52 2508	5100	Yonkers Bulls Basketball	\$9,000
MISCELLANEOUS BUDGET (52)	101 52 2508	5100	Yonkers African American Heritage Association	\$9,000
MISCELLANEOUS BUDGET (52)	101 52 2508	5100	Arts Council Emergency Fund - Yonkers Arts. Inc./Clay Arts Center	\$18,000
MISCELLANEOUS BUDGET (52)	101 52 2508	5100	Center for Racial Equality, YWCA	\$27,000
MISCELLANEOUS BUDGET (52)	101 52 2508	5100	Yonkers Public Library Garden Program	\$18,000
MISCELLANEOUS BUDGET (52)	101 52 2508	5100	Andrus	\$18,000
MISCELLANEOUS BUDGET (52)	101 52 2508	5100	Groundworks Hudson Valley	\$11,013
MISCELLANEOUS BUDGET (52)	101 52 2508	5100	Grayston Foundation	\$6,980
MISCELLANEOUS BUDGET (52)	101 52 2508	5100	Nurse Family Partnership	\$99,000
MISCELLANEOUS BUDGET (52)	101 52 2508	5100	Port Chester Carver Center	\$35,852
MISCELLANEOUS BUDGET (52)	101 52 2508	5100	Foster Teen Employment Network, Inc.	\$9,000
MISCELLANEOUS BUDGET (52)	101 52 2508	5100	Westchester Disabled On The Move Inc.	\$56,286
MISCELLANEOUS BUDGET (52)	101 52 2508	5100	Katonah Classic Stage	\$9,000
MISCELLANEOUS BUDGET (52)	101 52 2508	5100	Mount Kisco Boys & Girls Club	\$27,000
MISCELLANEOUS BUDGET (52)	101 52 2508	5100	Gullotta House - Meals/Assistance	\$22,500
MISCELLANEOUS BUDGET (52)	101 52 2508	5100	Inter-Faith Council for Action	\$18,000
MISCELLANEOUS BUDGET (52)	101 52 2508	5100	Croton Carling Community -Senior Services	\$9,000

**Westchester County  
2021 Budget Additions**

DEPARTMENT	ORG	ACCOUNT	DESCRIPTION	AMOUNT
MISCELLANEOUS BUDGET (52)	101 52 2508	5100	Croton Housing Network	\$13,500
MISCELLANEOUS BUDGET (52)	101 52 2508	5100	Women's Enterprise Development Center, Inc.	\$9,000
MISCELLANEOUS BUDGET (52)	101 52 2508	5100	Be First Boxing	\$9,000
MISCELLANEOUS BUDGET (52)	101 52 2508	5100	Peekskill Museum	\$4,500
MISCELLANEOUS BUDGET (52)	101 52 2508	5100	Black Diamonds Academic Success	\$9,000
MISCELLANEOUS BUDGET (52)	101 52 2508	5100	My Brother Vinny	\$18,000
MISCELLANEOUS BUDGET (52)	101 52 2508	5100	Peekskill Family Resource Center	\$4,410
MISCELLANEOUS BUDGET (52)	101 52 2508	5100	FIVE O LEAD Inc.	\$9,000
MISCELLANEOUS BUDGET (52)	101 52 2508	5100	Yonkers YWCA Health Education Program	\$9,000
MISCELLANEOUS BUDGET (52)	101 52 2508	5100	South Broadway BID	\$18,000
MISCELLANEOUS BUDGET (52)	101 52 2508	5100	San Andres Educational Support Program	\$9,000
MISCELLANEOUS BUDGET (52)	101 52 2508	5100	Yonkers YWCA Women's Self Defense Program	\$9,000
MISCELLANEOUS BUDGET (52)	101 52 2508	5100	Yonkers Public Library	\$9,000
MISCELLANEOUS BUDGET (52)	101 52 2508	5100	Sarah Lawrence College Center for the Urban River at Bezak	\$9,000
MISCELLANEOUS BUDGET (52)	101 52 2508	5100	Catholic Charities - Immigrant Support Services	\$9,000
MISCELLANEOUS BUDGET (52)	101 52 2508	5100	Yonkers Land Conservancy, Inc.	\$5,400
MISCELLANEOUS BUDGET (52)	101 52 2508	5100	Yonkers Mexican American Chamber of Commerce	\$4,500
MISCELLANEOUS BUDGET (52)	101 52 2508	5100	Assyrian-American Association	\$4,500
MISCELLANEOUS BUDGET (52)	101 52 2508	5100	St. Joseph's Hospital Yonkers Telemedicine	\$90,000
MISCELLANEOUS BUDGET (52)	101 52 2508	5100	Tarrytown Music Hall	\$13,500
MISCELLANEOUS BUDGET (52)	101 52 2508	5100	Life Progressives Service Group	\$5,400
MISCELLANEOUS BUDGET (52)	101 52 2508	5100	Portuguese Community Center of Mount Vernon	\$4,500
MISCELLANEOUS BUDGET (52)	101 52 2508	5100	Mount Vernon Razorbacks	\$4,185
MISCELLANEOUS BUDGET (52)	101 52 2508	5100	Mount Vernon SNUG of Family Services of Westchester	\$9,000
MISCELLANEOUS BUDGET (52)	101 52 2508	5100	Westchester County Barber Academy	\$9,000
MISCELLANEOUS BUDGET (52)	101 52 2508	5100	BAPS Shri Swaminaryan Mandir	\$2,250
MISCELLANEOUS BUDGET (52)	101 52 2508	5100	East Yonkers Boys & Girls Club	\$2,250
MISCELLANEOUS BUDGET (52)	101 52 2508	5100	Lansdowne Rugby Football Club	\$2,250
MISCELLANEOUS BUDGET (52)	101 52 2508	5100	McLean Avenue Merchants Association (MAMA)	\$5,400
MISCELLANEOUS BUDGET (52)	101 52 2508	5100	Portuguese Community Center Yonkers	\$2,250
MISCELLANEOUS BUDGET (52)	101 52 2508	5100	The Matthew Wallace Foundation	\$4,500
MISCELLANEOUS BUDGET (52)	101 52 2508	5100	Albanian-American Women's Organization	\$4,410
MISCELLANEOUS BUDGET (52)	101 52 2508	5100	United Irish County Associations of NY	\$4,500
MISCELLANEOUS BUDGET (52)	101 52 2508	5100	Yonkers Community Action Program (YCAP)	\$9,000
MISCELLANEOUS BUDGET (52)	101 52 2508	5100	Yorktown250	\$6,210
MISCELLANEOUS BUDGET (52)	101 52 2508	5100	Alliance for Safe Kids	\$18,000
MISCELLANEOUS BUDGET (52)	101 52 2508	5100	Support Connection	\$18,000
MISCELLANEOUS BUDGET (52)	101 52 2508	5100	CURE	\$18,000
MISCELLANEOUS BUDGET (52)	101 52 2508	5100	Stem Alliance	\$22,500



**Westchester County  
2021 Budget Additions**

DEPARTMENT	ORG	ACCOUNT	DESCRIPTION	AMOUNT
MISCELLANEOUS BUDGET (52)	101 52 2508	5100	HOPE Community Services, Inc. - New Rochelle	\$6,304
MISCELLANEOUS BUDGET (52)	101 52 2508	5100	HOPE Community Services, Inc. - New Rochelle	\$12,852
MISCELLANEOUS BUDGET (52)	101 52 2508	5100	YMCA of New Rochelle Summer Camp	\$45,000
MISCELLANEOUS BUDGET (52)	101 52 2508	5100	Youth Services Opportunities Project, Inc.	\$31,500
MISCELLANEOUS BUDGET (52)	101 52 2508	5100	New Rochelle Boys & Girls Club	\$125,000
MISCELLANEOUS BUDGET (52)	101 52 2508	5100	Scarsdale Volunteer Ambulance Core	\$6,750
MISCELLANEOUS BUDGET (52)	101 52 2508	5100	Scarsdale Edgemont Family Counseling Service Aging In Place Initiative	\$9,000
MISCELLANEOUS BUDGET (52)	101 52 2508	5100	Shamoya McKenzie Foundation	\$4,500
MISCELLANEOUS BUDGET (52)	101 52 2508	5100	Friendship Worship Center Friendship for Tots After School Program	\$9,000
MISCELLANEOUS BUDGET (52)	101 52 2508	5100	Mount Vernon Neighborhood Health Center	\$18,563
MISCELLANEOUS BUDGET (52)	101 52 2508	5100	Various Contracts - Women's Westchester Agenda List 1.5% Increase	\$15,390
MISCELLANEOUS BUDGET (52)	101 52 2508	5100	Various Contracts - Remaining Community Based Organizations 1.5% Increase	\$28,625
MISCELLANEOUS BUDGET (52)	101 52 2508	5100	Various Contracts - Women's Westchester Agenda List 2020 5% Increase	\$34,208
			<b>MISCELLANEOUS BUDGET ITEMS TOTAL</b>	<b>\$1,228,456</b>
<b>TOTAL 2021 OPERATING BUDGET APPROPRIATION ADDITIONS</b>				<b>\$2,419,740</b>
<b>NET AMOUNT</b>				<b>(\$2,069,740)</b>

**Westchester County  
2021 Budget Additions**

<b>2021 CAPITAL BUDGET ADDITIONS LIST</b>		
<b>PROJECT</b>	<b>NUMBER</b>	<b>AMOUNT</b>
<b>2021 COUNTY CAPITAL PROJECTS FUND CAPITAL BUDGET APPROPRIATION ADDITIONS</b>		
Establishment of Yonkers Ludlow Park	BLA1A	\$10,000,000
Mount Vernon 4th Street Playground	BLA1A	\$2,000,000
South End Riverwalk Improvements	BLA1A	\$5,000,000
Shared Service Storage for Body Camera Data	TBD	\$5,000,000
Affordable Housing Projects - Housing Infrastructure Broadband Fund	TBD	\$2,000,000
Water Bottle Refill Stations throughout County Buildings & Parks	TBD	\$750,000
Noise Camera Pilot Program	TBD	\$125,000
Bronx River Watershed Report - Hydrology Design Study	TBD	\$250,000
Cleaning Sprain Brook Channel - NY Rising Study	TBD	\$200,000
Purchase/Installation of Senior Fitness Equipment throughout County Parks	TBD	\$1,000,000
Sidewalks/Pedestrian Access to Macy Park, Village of Ardsley	TBD	\$250,000
Farragut Avenue, CR 151, Village of Hastings-on-Hudson Traffic Safety Features	RB202	\$250,000
Cricket Field, Tibbetts Brook Park	RTB05	\$1,000,000
Blue Mountain Park Upgrades	RBM03	\$5,000,000
<b>TOTAL 2021 COUNTY CAPITAL PROJECTS FUND CAPITAL BUDGET APPROPRIATION ADDITIONS</b>		<b>\$32,825,000</b>

**TO: HONORABLE BOARD OF LEGISLATORS  
COUNTY OF WESTCHESTER**

Members of the Budget & Appropriations committee proposed further additions to the 2021 Operating Budget by the Democratic Caucus. These further additions, focus on much needed services to the residents of Westchester County due to hardships created by the COVID-19 pandemic. These additions provide much needed relief for child care costs, virtual programs for children, food and health programs.

This additions report takes into account a 20% cut in state aid and the possibility of no additional federal aid, two assumptions that could change in the 2021 calendar.

Members of the Budget & Appropriations Committee and the Democratic Caucus would also like to note, that it is the intention of this Board, working in concert with the County Administration, to increase diversity in the County Public Safety Department when filling the current vacancies in the department in 2021.

Dated: December 7, 2020

White Plains, NY

Democratic Caucus Members of the Committee on Budget & Appropriations



**COMMITTEE ON BUDGET AND APPROPRIATIONS REPORT  
CONCERNING THE 2021 COUNTY BUDGET (Final Report)  
December 11, 2020**

Honorable Board of Legislators  
County of Westchester  
800 Michaelian Office Building  
White Plains, New York 10601

Honorable Colleagues:

On October 15, 2020, County Executive George Latimer forwarded his proposed 2021 County Capital Budget and on November 10, 2020 forwarded his proposed 2021 County Operating and Special Districts Budgets to the Committee on Budget & Appropriations. The Budget & Appropriations Committee of this Honorable Board has devoted full attention to analyze and discuss them.

In light of the COVID-19 Pandemic, pursuant to Governor Cuomo's Executive Orders 202.1, and 202.15 respectively, which temporarily suspends portions of the Open Meetings Law allowing public bodies to meet and take action without permitting in-person public access to meetings, the Budget & Appropriations Committee held a public comment session on the proposed budget on November 18, 2020, and a public hearing, as required by the County's Charter, on Wednesday, December 9, 2020, via the County Board's Webex video conference system. Both were attended by concerned residents. In addition, the Budget & Appropriations Committee has benefited from the testimony of Commissioners and heads of major departments, as well as from analysis of the proposed budgets by the Citizens' Budget Advisory Committee and by our auditors, which presented their final report to the Budget and Appropriations Committee on Friday, December 11, 2020.

On Monday, December 7, 2020, pursuant to Section 167.81 of the Westchester County Charter as amended by Local Law 8-1994, the Committee on Budget & Appropriations filed a memorandum of proposed additions to the proposed 2021 Budgets.

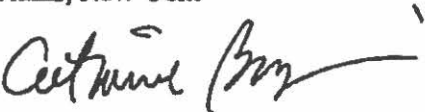

In addition to the revenue and expense additions and deletions the Board of Legislators has reached an agreement with the Administration that:

1. The Parent Share for subsidized child care will be reduced to 23% beginning January 1, 2021.
2. When funded vacancies in the Department of Public Safety are filled it is the intention of the Board of Legislators and the Administration to increase diversity in these hires by changing the civil service title to include Spanish speaking.

The Board of Legislators will continue to debate the legally required balanced budgets for 2021. We are committed to continuing to find the balance between investment in our residents, services and infrastructure while stabilizing the tax levy.

Your Committee finds that amounts appropriated in the 2021 County Budgets pursuant to the policies of this Board are for the purposes of performing the operations of the County and providing essential services to County residents. Therefore, the Budget & Appropriations Committee offers the attached amendments at this time.

Dated: December 11, 2020  
White Plains, New York

Committee on Budget & Appropriations

Dated: December 11, 2020

White Plains, New York

*The following members attended the meeting remotely, as per Governor Cuomo's Executive Order 202.1 and approved this item out of Committee with an affirmative vote. Their electronic signature was authorized and is below.*

Committee(s) on:

**Budget & Appropriations**

*Vedat Palin*

*Alfred Willis*

*Margaret A. Conzio*

*Christy*

*Nancy Egan*

*Clayton R. Maher* WOP

*Catherine F. Parker* WOP

*David Q. Iuliano*

*Ruth Walker*

*Joe H. C.*

**Westchester County  
2021 Budget Deletions**

<b>2021 OPERATING BUDGET DELETIONS LIST</b>				
<b>DEPARTMENT</b>	<b>ORG</b>	<b>ACCOUNT</b>	<b>DESCRIPTION</b>	<b>AMOUNT</b>
<b>2021 OPERATING BUDGET REVENUE DELETIONS</b>				
SOCIAL SERVICES (22)	101 22 8900	9835	Child Care Block Grant	\$350,000
<b>TOTAL 2021 OPERATING BUDGET REVENUE DELETIONS</b>				<b>\$350,000</b>
<b>2021 OPERATING BUDGET APPROPRIATION DELETIONS</b>				
<b>DEPARTMENT OF SOCIAL SERVICES (22)</b>				
SOCIAL SERVICES (22)	101 22 8900	5990	2% Decrease to Day Care Parent Share	\$700,000
<b>SOCIAL SERVICES TOTAL</b>				<b>\$700,000</b>
<b>DEBT SERVICE ITEMS (51)</b>				
DEBT SERVICE (51)	131 51 2100	4464	TAN Interest	\$500,000
<b>DEBT SERVICE TOTAL</b>				<b>\$500,000</b>
<b>MISCELLANEOUS BUDGET ITEMS (52)</b>				
MISCELLANEOUS BUDGET (52)	101 52 1500	1680	Employee Fringe Benefits - Employee Health Insurance	\$1,219,740
<b>MISCELLANEOUS BUDGET TOTAL</b>				<b>\$1,219,740</b>
<b>TOTAL 2021 OPERATING BUDGET APPROPRIATION DELETIONS</b>				<b>\$2,419,740</b>
<b>NET AMOUNT</b>				<b>\$2,069,740</b>

**2021 TAX WARRANTS  
WESTCHESTER COUNTY CITIES & TOWNS**

**SUMMARY**

	City or Town	Percent of Total Full Assessed Value from Westchester County Tax Commission	Westchester County 2021 Taxes			Special District 2021 Taxes			Total 2021 Warrant	TOTAL 2020 OPERATING ADJUSTMENT	TOTAL 2021 WARRANT AFTER ADJUSTMENT
			County Operating Purposes	County Share of MTA	Total County of Westchester	Total Water District #1	Total Refuse Disposal District #1	Total Sewer Districts			
1)	Bedford	2,916,271.00	15,731,605	849,700	16,581,305			\$ 16,581,305	60,154	\$ 16,641,459	
2)	Cortlandt	3,833,625.00	20,680,203	1,116,984	21,797,187			\$ 21,797,187	(94,668)	\$ 21,702,519	
3)	Eastchester	4,794,848.00	25,865,448	1,397,051	27,262,499			\$ 27,262,499	119,321	\$ 27,381,820	
4)	Greenburgh	11,116,319.00	59,966,149	3,238,907	63,205,056			\$ 63,205,056	244,399	\$ 63,449,455	
5)	Harrison	4,626,491.00	24,957,259	1,347,998	26,305,257			\$ 26,305,257	104,639	\$ 26,409,896	
6)	Lewisboro	1,586,171.00	8,556,481	462,155	9,018,636			\$ 9,018,636	36,167	\$ 9,054,803	
7)	Mamaroneck	5,214,500.00	28,129,229	1,519,323	29,648,552			\$ 29,648,552	115,318	\$ 29,763,870	
8)	Mt. Kisco	0,987,133.00	5,325,015	287,616	5,612,631			\$ 5,612,631	11,260	\$ 5,623,891	
9)	Mt. Pleasant	3,565,240.00	30,021,183	1,621,512	31,642,695			\$ 31,642,695	120,861	\$ 31,763,556	
10)	Mt. Vernon	3,339,933.00	18,124,907	978,967	19,103,874	1,147,614		\$ 20,251,488	(283,486)	\$ 19,968,002	
11)	New Castle	2,969,727.00	16,019,969	865,275	16,885,244			\$ 16,885,244	66,043	\$ 16,951,287	
12)	New Rochelle	6,036,879.00	32,565,490	1,758,936	34,324,426			\$ 34,324,426	205,393	\$ 34,529,819	
13)	North Castle	2,719,926.00	14,672,436	792,491	15,464,927			\$ 15,464,927	62,023	\$ 15,526,950	
14)	North Salem	0,767,873.00	4,142,233	223,731	4,365,964			\$ 4,365,964	16,421	\$ 4,382,385	
15)	Ostling	2,767,639.00	14,929,929	806,399	15,736,328			\$ 15,736,328	52,895	\$ 15,789,223	
16)	Peekskill	1,199,363.00	6,469,874	349,453	6,819,327			\$ 6,819,327	23,553	\$ 6,842,880	
17)	Pelham	1,867,023.00	10,071,516	543,985	10,615,501			\$ 10,615,501	40,125	\$ 10,655,626	
18)	Pound Ridge	1,032,710.00	5,681,792	306,886	5,988,678			\$ 5,988,678	3,580	\$ 5,992,258	
19)	Rye City	4,715,873.00	25,439,423	1,374,042	26,813,465			\$ 26,813,465	106,614	\$ 26,920,079	
20)	Rye Town	4,410,383.00	23,791,480	1,285,032	25,076,512			\$ 25,076,512	(51,176)	\$ 24,925,336	
21)	Scarsdale	4,850,390.00	26,165,869	1,413,278	27,579,147	737,752		\$ 28,316,900	111,677	\$ 28,428,577	
22)	Somers	2,296,520.00	12,389,656	669,193	13,058,849			\$ 13,058,849	47,530	\$ 13,106,379	
23)	White Plains	5,719,825.00	30,855,167	1,666,557	32,521,724	1,229,587		\$ 33,751,311	(1,350,129)	\$ 32,401,182	
24)	Yonkers	11,500,305.00	62,037,525	3,350,788	65,388,313	983,670		\$ 66,371,983	163,089	\$ 66,535,072	
25)	Yorktown	3,124,087.00	16,852,653	910,250	17,767,903			\$ 17,767,903	68,397	\$ 17,836,300	
	<b>Grand Totals</b>	<b>100,000,000.00</b>	<b>539,442,491.00</b>	<b>29,136,509.00</b>	<b>568,579,000</b>	<b>\$ 4,898,623</b>	<b>\$ 47,718,254</b>	<b>\$ 97,278,937</b>	<b>\$ 717,674,814</b>	<b>\$ -</b>	<b>\$ 717,674,814</b>



**2021 TAX WARRANTS  
WESTCHESTER COUNTY CITIES & TOWNS**

**SPECIAL DISTRICT:  
COUNTY WATER DISTRICTS**

City or Town		2021 Water District No. 1
1)	Bedford	
2)	Cortlandt	
3)	Eastchester	
4)	Greenburgh	
5)	Harrison	
6)	Lewisboro	
7)	Mamaroneck	
8)	Mt. Kisco	
9)	Mt. Pleasant	
10)	Mt. Vernon	1,147,614
11)	New Castle	
12)	New Rochelle	
13)	North Castle	
14)	North Salem	
15)	Ossining	
16)	Peekskill	
17)	Pelham	
18)	ound Ridge	
19)	Rye City	
20)	Rye Town	
21)	Scarsdale	737,752
22)	Somers	
23)	White Plains	1,229,587
24)	Yonkers	983,670
25)	Yorktown	
<b>Total</b>		<b>\$ 4,098,623</b>

**SPECIAL DISTRICT:  
COUNTY REFUSE DISPOSAL DISTRICT #1**

City or Town		2021 Refuse Disposal District #1
1)	Bedford	
2)	Cortlandt	2,103,712
3)	Eastchester	2,585,604
4)	Greenburgh	6,037,848
5)	Harrison	2,503,950
6)	Lewisboro	
7)	Mamaroneck	2,797,832
8)	Mt. Kisco	535,150
9)	Mt. Pleasant	3,033,006
10)	Mt. Vernon	1,884,418
11)	New Castle	
12)	New Rochelle	3,461,103
13)	North Castle	
14)	North Salem	
15)	Ossining	1,504,274
16)	Peekskill	704,155
17)	Pelham	999,411
18)	ound Ridge	
19)	Rye City	2,528,736
20)	Rye Town	2,432,768
21)	Scarsdale	2,597,076
22)	Somers	
23)	White Plains	3,111,245
24)	Yonkers	7,209,232
25)	Yorktown	1,688,734
<b>Total</b>		<b>\$ 47,718,254</b>

**2021 TAX WARRANTS  
WESTCHESTER COUNTY CITIES & TOWNS**

**SPECIAL DISTRICTS:  
COUNTY SANITARY SEWER DISTRICTS**

City or Town	Blod Brook Valley	Brook Valley	Central Yorks	Harrisburg Valley	Mountaintop Valley	New Berkade	North Yorks	Oriskany	Parkhill	Pert Chester	Sea Air Valley	South Yorks	Upper West Valley	Total Sewer District
01 Bedford									471,820					1,181,617
02 Carlisle				1,102,673				707,927						4,432,017
03 Eastchester		3,149,144												10,709,991
04 Greenvale		3,700,033					2,724,102				0,243,716		10,993	5,461,620
05 Harrison	1,026,632			4,412,294										
06 Levittown						3,032,036								7,870,247
07 Mt. Airy								81,122			9,045,712		401,312	5,934,146
08 Mt. Pleasant				2,400,710										3,133,616
09 Mt. Vernon		732,906									662,020			667,444
10 New Castle								2,024						13,265,764
11 New Berkade	87,653			615,093	112,966	11,037,203							370,231	318,220
12 North Castle					7,208									2,944,294
13 North Salem								2,011,543	2,225,787		576,442			2,228,767
14 Ossining														2,090,371
15 Park Hill														
16 Putnam				1,012,848		1,077,483								
17 Pound Ridge														4,835,716
18 Rye City	4,100,847				714,809									5,296,600
19 Rye Town	1,502,737				1,992,263					2,787,410				4,719,811
20 Scarsdale		2,660,667		99,747	1,939,397				178,416					176,434
21 Somers														2,374,494
22 White Plains		3,624,101			3,730,101						1,706,013			13,336,291
23 Yorks		2,107,140	1,231,017				1,641,811		1,264,482			1,547,000		1,244,482
24 Yorks														
25 Yorks														
<b>Total</b>	<b>6,751,264</b>	<b>21,444,541</b>	<b>1,251,807</b>	<b>5,231,113</b>	<b>16,797,409</b>	<b>16,527,232</b>	<b>4,194,224</b>	<b>3,214,998</b>	<b>4,133,303</b>	<b>2,781,610</b>	<b>12,246,305</b>	<b>1,547,000</b>	<b>1,040,343</b>	<b>97,278,937</b>

# Water District #1 Tax Schedule - 2021

## Final Apportionment

Municipality	Assessed Values	Equalization Rate	Full Equalized Value	Decimal Share	Amount of Tax
City of Mount Vernon	_____	N/A	_____	0.280000000	\$1,147,614.00
Village of Scarsdale	_____	N/A	_____	0.180000000	\$737,752.00
City of White Plains	_____	N/A	_____	0.300000000	\$1,229,587.00
City of Yonkers	_____	N/A	_____	0.240000000	\$983,670.00
<b>Total</b>					<b>\$4,098,623.00</b>

per act **4,098,623.00**

Decimal shares are pursuant to formulae set forth in the Board of Supervisors' Resolution No. 89-1964.

# Refuse District No.1 - Tax Schedule - 2021

## Final Apportionment

Municipality	Assessed Values	Equalization Rate	Full Equalized Value	Decimal Share	Amount of Tax
Town of Cortlandt	113,511,151	1.53%	\$7,419,029,477.12	0.044086108	\$2,103,712.00
Town of Eastchester	103,038,955	1.13%	\$9,118,491,592.92	0.054184823	\$2,585,604.00
Town of Greenburgh	21,293,298,702	100.00%	\$21,293,298,702.00	0.126531194	\$6,037,848.00
Town of Harrison	129,808,712	1.47%	\$8,830,524,625.85	0.052473637	\$2,503,950.00
Town of Mamaroneck	9,866,940,254	100.00%	\$9,866,940,254.00	0.058632331	\$2,797,832.00
Town of Mount Kisco	297,812,927	15.78%	\$1,887,280,906.21	0.011214792	\$535,150.00
Town of Mount Pleasant	146,539,499	1.37%	\$10,696,313,795.62	0.063560718	\$3,033,006.00
City of Mount Vernon	155,508,379	2.34%	\$6,645,657,222.22	0.039490497	\$1,884,418.00
City of New Rochelle	285,621,657	2.34%	\$12,206,053,717.95	0.072532048	\$3,461,103.00
Town of Ossining	5,305,028,596	100.00%	\$5,305,028,596.00	0.031524078	\$1,504,274.00
City of Peekskill	70,277,384	2.83%	\$2,483,299,787.99	0.014756515	\$704,155.00
Town of Pelham	3,524,560,396	100.00%	\$3,524,560,396.00	0.020943999	\$999,411.00
City of Rye	142,686,961	1.60%	\$8,917,935,062.50	0.052993056	\$2,528,736.00
Town of Rye	8,579,489,524	100.00%	\$8,579,489,524.00	0.050981911	\$2,432,768.00
Village of Scarsdale	9,049,037,468	98.80%	\$9,158,944,805.67	0.054425209	\$2,597,076.00
City of White Plains	290,764,100	2.65%	\$10,972,230,188.68	0.065200297	\$3,111,245.00
City of Yonkers	544,080,970	2.14%	\$25,424,344,392.52	0.151079112	\$7,209,232.00
Town of Yorktown	132,808,779	2.23%	\$5,955,550,627.80	0.035389676	\$1,688,734.00
Total			\$168,284,973,675.06	1.000000000	\$47,718,254.00
					\$ 47,718,254.00

**Briarcliff Tax Equalization - 2021**

Municipality	Parcels	Special District	Taxable Value	Equalization Rate	FEV	%	Decimal Share
Town of Mount Pleasant - Briarcliff	210	Saw Mill Valley SSD - Briarcliff	2,663,697	1.37%	194,430,437.96	9.65%	0.096534792
Town of Ossining - Briarcliff	1,273	Saw Mill Valley SSD - Briarcliff	988,726,190	100.00%	988,726,190.00	49.09%	0.490902956
Town of Ossining - Briarcliff	976	Ossining SSD - Briarcliff	830,940,410	100.00%	830,940,410.00	41.26%	0.412562252
					<b>2,014,097,037.96</b>	<b>100.000%</b>	<b>1.000000000</b>

**Briarcliff Manor Distribution**

Saw Mill Valley SSD	District	Assessed Values	Equalization Rate	FEV	Decimal Share	Tax by SSD	Additional Surcharge	Final Tax
Town of Mount Pleasant - Briarcliff	Saw Mill	2,663,697.00	1.37%	194,430,438	0.096534792	86,708.00	182.00	50,953.00
Town of Ossining - Briarcliff	Saw Mill	988,726,190.00	100.00%	988,726,190	0.490902956	440,930.00		259,108.00
Town of Ossining - Briarcliff	Ossining	830,940,410.00	100.00%	830,940,410	0.412562252	-		217,759.00
				<b>2,014,097,038</b>	<b>1.000000000</b>	<b>527,820.00</b>	<i>In Total to left</i>	<b>527,820.00</b>

Ossining SSD	District	Assessed Values	Equalization Rate	FEV	Decimal Share	Tax by SSD	Final Tax
Town of Mount Pleasant - Briarcliff	Saw Mill	2,663,697.00	1.37%	194,430,438.00	0.096534792	-	46,443.00
Town of Ossining - Briarcliff	Saw Mill	988,726,190.00	100.00%	988,726,190.00	0.490902956	-	236,176.00
Town of Ossining - Briarcliff	Ossining	830,940,410.00	100.00%	830,940,410.00	0.412562252	480,584.00	198,486.00
				<b>2,014,097,038</b>	<b>1.000000000</b>	<b>481,105.00</b>	<i>In Total to left</i> <b>481,105.00</b>

**Blind Brook Sewer District Tax Schedule - 2021**

Municipality	Parcels	Special District	Taxable Value	Equalization Rate	Full Equalized Value	%	Decimal Share
Town of Harrison	880	Blind Brook SSD	32,327,719	1.47%	2,199,164,557.82	15.20%	0.152029174
Town of North Castle	27	Blind Brook SSD	4,213,938	2.38%	177,056,218.49	1.22%	0.012239971
City of Rye	4,329	Blind Brook SSD	141,922,817	1.60%	8,870,176,062.50	61.32%	0.613199016
Town of Rye	3,260	Blind Brook SSD	3,219,014,604	100.00%	3,219,014,604.00	22.25%	0.222531839
					<u>14,485,411,442.81</u>	<u>100.000%</u>	<u>1.000000000</u>

Final Apportionment	Assessed Values	Equalization Rate	Full Equalized Value	Decimal Share	Amount of Tax	For rounding if needed	
Town of Harrison	32,327,719.00	1.47%	2,199,164,558	0.152029174	1,026,632.00	1,026,631.88	
Town of North Castle	4,213,938.00	2.38%	177,056,218	0.012239971	82,655.00	82,654.82	
City of Rye	141,922,817.00	1.60%	8,870,176,063	0.613199016	4,140,847.00	4,140,847.72	
Town of Rye	3,219,014,604.00	100.00%	3,219,014,604	0.222531839	1,502,727.00	1,502,726.57	
			<u>14,465,411,443.00</u>	<u>1.000000000</u>	<u>6,752,861.00</u>	<u>6,752,861.00</u>	
					per Act	<u>6,752,861.00</u>	<u>6,752,861.00</u>
						Check -	

Town of Harrison	880	CS281	Blind Brook SSD	32,327,719.00		32,327,719.00	1.47%	2,199,164,557.82
Town of Harrison		CS284	Blind Brook SSD				1.47%	-
Town of North Castle	27	CS383	Blind Brook SSD	4,213,938.00		4,213,938.00	2.38%	177,056,218.49
City of Rye	4,329	TXBBS	Blind Brook SSD	141,922,817.00		141,922,817.00	1.60%	8,870,176,062.50
Town of Rye	3,260	CS481	Blind Brook SSD		3,254,930,544.00	35,915,940.00	100.00%	3,219,014,604.00

**Bronx Valley Sewer District Tax Schedule - 2021**

Municipality	Parcels	Special District	Taxable Value	Equalization Rate	Full Equalized Value	%	Decimal Share
Town of Eastchester	6,518	Bronx Valley SSD	88,964,637.00	1.13%	7,872,976,725.66	15.62%	0.156186334
Town of Greenburgh	11,031	Bronx Valley SSD	8,791,447,651.00	100.00%	8,791,447,651.00	17.44%	0.174407219
City of Mount Vernon	2,633	Bronx Valley SSD	41,412,891.00	2.34%	1,769,781,666.67	3.51%	0.035109428
Village of Scarsdale	3,627	Bronx Valley SSD	6,179,121,225.00	98.80%	6,254,171,280.36	12.41%	0.124072015
City of White Plains	8,235	Bronx Valley SSD	225,766,960.00	2.65%	8,519,507,924.53	16.90%	0.169012402
City of Yonkers	19,517	Bronx Valley SSD	368,073,688.00	2.14%	17,199,705,046.73	34.12%	0.341212602
					<u>50,407,590,294.95</u>	<u>100.000%</u>	<u>1.000000000</u>

Final Apportionment	Assessed Values	Equalization Rate	Full Equalized Value	Decimal Share	Amount of Tax
Town of Eastchester	88,964,637.00	1.13%	7,872,976,726	0.156186334	3,349,344.00
Town of Greenburgh	8,791,447,651.00	100.00%	8,791,447,651	0.174407219	3,740,083.00
City of Mount Vernon	41,412,891.00	2.34%	1,769,781,667	0.035109428	752,906.00
Village of Scarsdale	6,179,121,225.00	98.80%	6,254,171,280	0.124072015	2,660,667.00
City of White Plains	225,766,960.00	2.65%	8,519,507,925	0.169012402	3,824,393.00
City of Yonkers	368,073,688.00	2.14%	17,199,705,047	0.341212602	7,317,148.00
			<u>50,407,590,296</u>	<u>1.000000000</u>	<u>21,444,541.00</u>
				per Act	<u>21,444,541.00</u>

**Central Yonkers Sewer District Tax Schedule - 2021**

Municipality	Parcels	Special District	Taxable Value	Equalization Rate	Full Equalized Value	%	Decimal Share
City of Yonkers	3,571	Central Yonkers SSD	71,327,226.00	2.14%	3,333,047,943.93	100.000%	1.000000000
					<u>3,333,047,943.93</u>		

Final Apportionment	Assessed Values	Equalization Rate	Full Equalized Value	Decimal Share	Amount of Tax
City of Yonkers	71,327,226.00	2.14%	3,333,047,944	1.000000000	<u>1,251,087.00</u>
				per Act	<u>1,251,087.00</u>



**Hutchinson Valley Sewer District Tax Schedule - 2021**

Municipality	Parcels	Special District	Taxable Value	Equalization Rate	Full Equalized Value	%	Decimal Share
Town of Eastchester	2,921	Hutchinson Valley SSD	33,044,718.00	1.13%	2,924,311,327.43	21.08%	0.210791245
City of Mount Vernon	8,552	Hutchinson Valley SSD	148,981,548.00	2.34%	6,366,732,820.51	45.89%	0.458929090
City of New Rochelle	2,461	Hutchinson Valley SSD	38,171,137.00	2.34%	1,631,245,170.94	11.76%	0.117583992
Town of Pelham	2,765	Hutchinson Valley SSD	2,686,199,636.00	100.00%	2,686,199,636.00	19.36%	0.193627594
Village of Scarsdale	298	Hutchinson Valley SSD	261,357,474.00	98.80%	264,531,856.28	1.91%	0.019068079
					<b>13,873,020,811.16</b>	<b>100.000%</b>	<b>1.000000000</b>

Final Apportionment	Assessed Values	Equalization Rate	Full Equalized Value	Decimal Share	Amount of Tax
Town of Eastchester	33,044,718.00	1.13%	2,924,311,327	0.210791245	1,102,673.00
City of Mount Vernon	148,981,548.00	2.34%	6,366,732,821	0.458929090	2,400,710.00
City of New Rochelle	38,171,137.00	2.34%	1,631,245,171	0.117583992	615,095.00
Town of Pelham	2,686,199,636.00	100.00%	2,686,199,636	0.193627594	1,012,888.00
Village of Scarsdale	261,357,474.00	98.80%	264,531,856	0.019068079	99,747.00
			<b>13,873,020,811.00</b>	<b>1.000000000</b>	<b>5,231,113.00</b>
				per Act	<b>5,231,113.00</b>

**Mamaroneck Sewer District Tax Schedule - 2021**

Municipality	Parcels	Special District	Taxable Value	Equalization Rate	Full Equalized Value	%	Decimal Share
Town of Harrison	6,001	Mamaroneck SSD	112,305,664.00	1.47%	7,639,841,088.44	26.34%	0.263391489
Town of Mamaroneck	6,171	Mamaroneck SSD	6,973,153,115.00	100.00%	6,973,153,115.00	24.04%	0.240406726
City of New Rochelle	1,789	Mamaroneck SSD	32,849,480.00	2.34%	1,403,823,931.62	4.84%	0.048398294
Town of North Castle	59	Mamaroneck SSD	300,331.00	2.38%	12,618,949.58	0.04%	0.000435051
City of Rye	612	Mamaroneck SSD	19,750,894.00	1.60%	1,234,430,875.00	4.26%	0.042558292
Town of Rye	2,232	Mamaroneck SSD	1,882,659,025.00	100.00%	1,882,659,025.00	6.49%	0.064906633
Village of Scarsdale	2,064	Mamaroneck SSD	3,342,871,390.00	98.80%	3,383,473,066.80	11.66%	0.116648763
City of White Plains	5,866	Mamaroneck SSD	171,604,697.00	2.65%	6,475,648,943.40	22.33%	0.223254751
					<b>29,005,648,994.84</b>	<b>100.000%</b>	<b>1.000000000</b>

Final Apportionment	Assessed Values	Equalization Rate	Full Equalized Value	Decimal Share	Amount of Tax
Town of Harrison	112,305,664.00	1.47%	7,639,841,088	0.263391489	4,424,295.00
Town of Mamaroneck	6,973,153,115.00	100.00%	6,973,153,115	0.240406726	4,038,211.00
City of New Rochelle	32,849,480.00	2.34%	1,403,823,932	0.048398294	812,966.00
Town of North Castle	300,331.00	2.38%	12,618,950	0.000435051	7,308.00
City of Rye	19,750,894.00	1.60%	1,234,430,875	0.042558292	714,869.00
Town of Rye	1,882,659,025.00	100.00%	1,882,659,025	0.064906633	1,090,283.00
Village of Scarsdale	3,342,871,390.00	98.80%	3,383,473,067	0.116648763	1,959,397.00
City of White Plains	171,604,697.00	2.65%	6,475,648,943	0.223254751	3,750,101.00
			<b>29,005,648,995.00</b>	<b>1.000000000</b>	<b>16,797,409.00</b>
				per Act	<b>16,797,409.00</b>

**New Rochelle Sewer District Tax Schedule - 2021**

Municipality	Parcels	Special District	Taxable Value	Equalization Rate	Full Equalized Value	%	Decimal Share
Town of Mamaroneck	2,809	New Rochelle SSD	3,480,043,513.00	100.00%	3,480,043,513.00	22.88%	0.228816200
City of New Rochelle	11,811	New Rochelle SSD	251,558,183.00	2.34%	10,750,349,700.85	70.68%	0.706845807
Town of Pelham	961	New Rochelle SSD	978,510,336.00	100.00%	978,510,336.00	6.43%	0.064337993
					<u>15,208,903,549.85</u>	100.000%	1.000000000

Final Apportionment	Assessed Values	Equalization Rate	Full Equalized Value	Decimal Share	Amount of Tax
Town of Mamaroneck	3,480,043,513.00	100.00%	3,480,043,513	0.228816200	3,832,036.00
City of New Rochelle	251,558,183.00	2.34%	10,750,349,701	0.706845807	11,837,703.00
Town of Pelham	978,510,336.00	100.00%	978,510,336	0.064337993	1,077,483.00
			<u>15,208,903,550.00</u>	1.000000000	<u>16,747,222.00</u>
				per Act	<u>16,747,222.00</u>

**North Yonkers Sewer District Tax Schedule - 2021**

Municipality	Parcels	Special District	Taxable Value	Equalization Rate	Full Equalized Value	%	Decimal Share
Town of Greenburgh	5,972	North Yonkers SSD	5,898,222,339.0	100.00%	5,898,222,339.00		
Town of Greenburgh	-	North Yonkers Enlargement SSD	-	100.00%	combined above		
<b>Greenburgh Total</b>	<b>5,972</b>		<b>5,898,222,339.0</b>	<b>100.00%</b>	<b>5,898,222,339.00</b>	<b>65.11%</b>	<b>0.651062566</b>
City of Yonkers	4,068	North Yonkers SSD	67,648,746.00	2.14%	3,161,156,355.14	34.89%	0.348937434
					<b>9,059,378,694.14</b>	<b>100.000%</b>	<b>1.000000000</b>

Final Apportionment	Assessed Values	Equalization Rate	FEV	Decimal Share	Amount of Tax
Greenburgh Total	5,898,222,339.00	100.00%	5,898,222,339	0.651062566	2,724,192.00
City of Yonkers	67,648,746.00	2.14%	3,161,156,355	0.348937434	1,460,032.00
			<b>9,059,378,694</b>	<b>1.000000000</b>	<b>4,184,224.00</b>
				per Act	<b>4,184,224.00</b>

**Ossining Sewer District Tax Schedule - 2021**

Municipality	Parcels	Special District	Taxable Value	Equalization Rate	FEV	%	Decimal Share
Town of Cortlandt	2,676	Ossining SSD	18,729,234.00	1.53%	1,224,132,941.18	22.03%	0.220251491
Town of Mount Pleasant	84	Ossining SSD	963,593.00	1.37%	70,335,255.47	1.27%	0.012655035
Town of New Castle	1	Ossining SSD	667,000.00	19.06%	3,499,475.34	0.06%	0.000629641
Town of Ossining	7,177	Ossining SSD	3,428,979,100.00	100.00%	3,428,979,100.00	61.70%	0.616957305
Town of Ossining - Briarcliff	976	Ossining SSD - Briarcliff	830,940,410.00	100.00%	830,940,410.00	14.95%	0.149506527
					<b>5,557,887,181.99</b>	<b>100.000%</b>	<b>1.000000000</b>

Normal Apportionment	Assessed Values	Equalization Rate	FEV	Decimal Share	Amount of Tax
Town of Cortlandt	18,729,234.00	1.53%	1,224,132,941	0.220251491	707,992.00
Town of Mount Pleasant	963,593.00	1.37%	70,335,255	0.012655035	40,679.00
Town of New Castle	667,000.00	19.06%	3,499,475	0.000629641	2,024.00
Town of Ossining	3,428,979,100.00	100.00%	3,428,979,100	0.616957306	1,983,190.00
Town of Ossining - Briarcliff	830,940,410.00	100.00%	830,940,410	0.149506527	480,584.00
			<b>5,557,887,181</b>	<b>1.000000000</b>	<b>3,214,469.00</b>

ex surcharge 3,214,469.00  
 surcharge 521.00  
 per Act 3,214,990.00

Equalized without surcharge	Amount of Tax - above	Equalized
Town of Cortlandt	707,992.00	707,992.00
Town of Mt Pleasant	40,679.00	40,679.00
Town of Mt Pleasant - Briarcliff	Saw Mill 46,443.00	46,443.00
Town of Mt. Pleasant - Total	40,679.00	87,122.00
Town of New Castle	2,024.00	2,024.00
Town of Ossining	1,983,190.00	1,983,190.00
Town of Ossining - Briarcliff	Saw Mill 236,176.00	236,176.00
Town of Ossining - Briarcliff	Ossining 480,584.00	198,486.00
Town of Ossining - Total	2,463,774.00	2,417,852.00
		<b>3,214,469.00</b>
		<b>3,214,990.00</b>

per act 3,214,990.00

## Ossining Sewer District Tax Schedule - 2021

<u>Final Apportionment</u>		<u>Equalized - above</u>	<u>Final Apportionment</u>
Town of Cortlandt		707,992.00	707,992.00
Town of Mt Pleasant		40,679.00	
Town of Mt Pleasant - Briarcliff	Saw Mill	46,443.00	
Town of Mt. Pleasant - Total		87,122.00	87,122.00
Town of New Castle		2,024.00	2,024.00
Town of Ossining		1,983,190.00	
Town of Ossining - Briarcliff	Saw Mill	236,176.00	
Town of Ossining - Briarcliff	Ossining	198,486.00	
Town of Ossining - Total		2,417,852.00	2,417,852.00
		3,214,990.00	3,214,990.00

The Ossining District was enlarged in the Village of Briarcliff Manor within the Town of Ossining via Act 146-2015. The legislation specified a ten year surcharge of \$521.00 per year effective with the 2016 tax warrants

521.00

*Pursuant to Section 237.231 of the Westchester County Administrative Code as amended, the Ossining Sewer District tax distributed against that portion of the Village of Briarcliff Manor which lies within the Ossining District shall be apportioned evenly against the entire Village.*

*See computations in Appendix for Briarcliff Manor Adjustment.*

**Peekskill Sewer District Tax Schedule - 2021**

Municipality	Parcels	Special District	Taxable Value	Equalization Rate	FEV	%	Decimal Share
Town of Cortlandt	1,553	Peekskill SSD	13,840,248.00	1.53%	904,591,372.55	11.50%	0.115009592
City of Peekskill	6,360	Peekskill SSD	122,499,888.00	2.83%	4,328,617,950.53	55.03%	0.550339742
Town of Somers	326	Peekskill SSD	29,449,911.00	11.61%	253,659,870.80	3.23%	0.032250272
Town of Yorktown	5,933	Peekskill SSD	53,040,254.00	2.23%	2,378,486,726.46	30.24%	0.302400394
					<u>7,865,355,920.34</u>	<u>100.000%</u>	<u>1.000000000</u>

Normal Apportionment	Assessed Values	Equalization Rate	Full Equalized Value	Decimal Share	Amount of Tax
Town of Cortlandt	13,840,248.00	1.53%	904,591,373	0.115009592	465,766.00
City of Peekskill	122,499,888.00	2.83%	4,328,617,951	0.550339742	2,228,767.00
Town of Somers	29,449,911.00	11.61%	253,659,871	0.032250272	130,607.00
Town of Yorktown	53,040,254.00	2.23%	2,378,486,726	0.302400394	1,224,662.00
			<u>7,865,355,921.00</u>	<u>1.000000000</u>	<u>4,049,802.00</u>
				ex surcharge	4,049,802.00
				surcharge	73,501.00
				per Act	<u>4,123,303.00</u>

Final Apportionment	Assessed Values	Equalization Rate	Full Equalized Value	Normal Apportionment	Surcharge	Total Final Apportionment
Town of Cortlandt	13,840,248.00	1.53%	904,591,373	465,766.00	7,854.00	473,620.00
City of Peekskill	122,499,888.00	2.83%	4,328,617,951	2,228,767.00	-	2,228,767.00
Town of Somers	29,449,911.00	11.61%	253,659,871	130,607.00	45,827.00	176,434.00
Town of Yorktown	53,040,254.00	2.23%	2,378,486,726	1,224,662.00	19,820.00	1,244,482.00
			<u>7,865,355,921.00</u>	<u>4,049,802.00</u>	<u>73,501.00</u>	<u>4,123,303.00</u>

The Peekskill District was enlarged in the Town of Yorktown via Act 205-2009. That legislation specified a ten year surcharge of \$271 per year effective with the 2010 tax warrants.

The Peekskill District was enlarged in the Town of Somers via Act 14-2010. That legislation specified a ten year surcharge of \$37,800 per year effective with the 2011 tax warrants.

The Peekskill District was enlarged in the Town of Cortlandt via Act 16-2010. That legislation specified a ten year surcharge of \$18 per year effective with the 2011 tax warrants.

The Peekskill District was enlarged in the Town of Cortlandt via Act 127-2010. That legislation specified a ten year surcharge of \$120 per year effective with the 2011 tax warrants.

The Peekskill District was enlarged in the Town of Cortlandt via Act 128-2010. That

legislation specified a ten year surcharge of \$255 per year effective with the 2011 tax warrants.

The Peekskill District was enlarged in the Town of Yorktown via Act 129-2010. That legislation specified a ten year surcharge of \$165 per year effective with the 2011 tax warrants.  
**Peekskill Sewer District Tax Schedule - 2021**

The Peekskill District was enlarged in the Town of Yorktown via Act 101-2011. That legislation specified a ten year surcharge of \$178 per year effective with the 2012 tax warrants.

The Peekskill District was enlarged in the Town of Yorktown via Act 132-2011. That legislation specified a ten year surcharge of \$127 per year effective with the 2012 tax warrants.

The Peekskill District was enlarged in the Town of Cortlandt via Act 57-2012. That legislation specified a ten year surcharge of \$32.5 per year effective with the 2013 tax warrants.

The Peekskill District was enlarged in the Town of Yorktown via Act 125-2014. That legislation specified a ten year surcharge of \$27 per year effective with the 2015 tax warrants.

The Peekskill District was enlarged in the Town of Yorktown via Act 189-2014. That legislation specified a ten year surcharge of \$234 per year effective with the 2015 tax warrants.

The Peekskill District was enlarged in the Town of Cortlandt via Act 26-2015. That legislation specified a ten year surcharge of \$38 per year effective with the 2016 tax warrants.

The Peekskill District was enlarged in the Town of Somers via Act 182-2015. That legislation specified a ten year surcharge of \$8,027 per year effective with the 2016 tax warrants.

The Peekskill District was enlarged in the Town of Yorktown via Act 269-2015. That legislation specified a ten year surcharge of \$15,648 per year effective with the 2016 tax warrants.

The Peekskill District was enlarged in the Town of Cortlandt via Act 14-2016. That legislation specified a ten year surcharge of \$1,263 per year effective with the 2017 tax warrants.

The Peekskill District was enlarged in the Town of Cortlandt via Act 15-2016. That legislation specified a ten year surcharge of \$5,427 per year effective with the 2017 tax warrants.

The Peekskill District was enlarged in the Town of Yorktown via Act 34-2017. That legislation specified a ten year surcharge of \$3,170 per year effective with the 2018 tax warrants.

The Peekskill District was enlarged in the Town of Cortlandt via Act 166-2017. That legislation specified a ten year surcharge of \$280 per year effective with the 2018 tax warrants.

The Peekskill District was enlarged in the Town of Cortlandt via Act 167-2017. That legislation specified a ten year surcharge of \$140 per year effective with the 2018 tax warrants.

The Peekskill District was enlarged in the Town of Cortlandt via Act 106-2018. That legislation specified a ten year surcharge of \$280 per year effective with the 2019 tax warrants.



**Port Chester Sewer District Tax Schedule - 2021**

Municipality	Parcels	Special District	Taxable Value	Equalization Rate	Full Equalized Value	%	Decimal Share
Town of Rye	5,728	Port Chester SSD	4,093,203,133.00	100.00%	4,093,203,133.00	100.000%	1.000000000
					4,093,203,133.00		

Final Apportionment	Assessed Values	Equalization Rate	Full Equalized Value	Decimal Share	Amount of Tax
Town of Rye	4,093,203,133.00	100.00%	4,093,203,133	1.000000000	2,703,610.00
				per Act	2,703,610.00

**Saw Mill Valley Sewer District Tax Schedule - 2021**

Municipality	Parcels	Special District	Taxable Value	Equalization Rate	FEV	%	Decimal Share
Town of Greenburgh	12,638	Saw Mill Valley SSD	9,520,454,717.00	100.00%	9,520,454,717.00		
Town of Greenburgh	-	Saw Mill Valley Enlargement	-	100.00%	combined above		
<b>Town of Greenburgh - Total</b>	<b>12,638</b>		<b>9,520,454,717.00</b>	<b>100.00%</b>	<b>9,520,454,717.00</b>	<b>34.67%</b>	<b>0.346704598</b>
Town of Mount Pleasant	10,631	Saw Mill Valley SSD	153,434,898.00	1.37%	11,199,627,591.24	40.79%	0.407854719
Town of Mt Pleasant - Briarcliff	210	Saw Mill Valley SSD - Briarcliff	2,663,697.00	1.37%	194,430,437.96	0.71%	0.007080536
Town of New Castle	1,981	Saw Mill Valley SSD	283,114,924.00	19.06%	1,485,387,848.90	5.41%	0.054093088
City of Yonkers	5,151	Saw Mill Valley SSD	84,745,132.00	2.14%	3,960,052,897.20	14.42%	0.144212497
Town of Ossining - Briarcliff	1,273	Saw Mill Valley SSD - Briarcliff	988,726,190.00	100.00%	988,726,190.00	3.60%	0.036006255
Town of Ossining	130	Saw Mill Valley SSD	111,165,900.00	100.00%	111,165,900.00	0.40%	0.004048308
					<b>27,459,845,582.29</b>	<b>100.000%</b>	<b>1.000000000</b>

Normal Apportionment	Assessed Values	Equalization Rate	FEV	Decimal Share	Amount of Tax
Town of Greenburgh - Total	9,520,454,717.00	100.00%	9,520,454,717	0.346704598	4,245,716.00
Town of Mt Pleasant	153,434,898.00	1.37%	11,199,627,591	0.407854719	4,994,556.00
Town of Mt Pleasant - Briarcliff	2,663,697.00	1.37%	194,430,438	0.007080536	86,708.00
Town of New Castle	283,114,924.00	19.06%	1,485,387,849	0.054093088	662,420.00
City of Yonkers	84,745,132.00	2.14%	3,960,052,897	0.144212497	1,766,015.00
Town of Ossining - Briarcliff	988,726,190.00	100.00%	988,726,190	0.036006255	440,930.00
Town of Ossining	111,165,900.00	100.00%	111,165,900	0.004048308	49,575.00
			<b>27,459,845,582</b>	<b>1.000000000</b>	<b>12,245,920.00</b>

Equalized without surcharge	Amount of Tax - from above	Equalized	ex surcharge surcharge per Act	12,245,920.00 385.00 <u>12,246,305.00</u>
Town of Greenburgh	4,245,716.00	4,245,716.00		
Town of Mount Pleasant	4,994,556.00	4,994,556.00		
Town of Mt Pleasant - Briarcliff	86,708.00	50,953.00		
Town of Mt. Pleasant - Total	5,081,264.00	5,045,509.00		
Town of New Castle	662,420.00	662,420.00		
City of Yonkers	1,766,015.00	1,766,015.00		
Town of Ossining	49,575.00	49,575.00		
Town of Ossining - Briarcliff	440,930.00	259,108.00		
Town of Ossining - Briarcliff		217,759.00		
Town of Ossining - Total	490,505.00	526,442.00		
	<b>12,245,920.00</b>	<b>12,246,102.00</b>		

**Saw Mill Valley Sewer District Tax Schedule - 2021**

<u>Final Apportionment</u>	<u>Equalized - from above</u>	<u>Final Apportionment</u>
Town of Greenburgh	4,245,716.00	<b>4,245,716.00</b>
Town of Mount Pleasant	4,994,556.00	
Town of Mt Pleasant - Briarcliff    Saw Mill	<u>50,953.00</u>	
Town of Mt. Pleasant - Total	5,045,509.00	<b>5,045,712.00</b>
Town of New Castle	662,420.00	<b>662,420.00</b>
City of Yonkers	1,766,015.00	<b>1,766,015.00</b>
Town of Ossining	49,575.00	
Town of Ossining - Briarcliff    Saw Mill	259,108.00	
Town of Ossining - Briarcliff    Ossining	<u>217,759.00</u>	
Town of Ossining - Total	526,442.00	<b>526,442.00</b>
	<u>12,246,102.00</u>	<u><b>12,246,305.00</b></u>
per act	12,246,305.00	

The Saw Mill District was enlarged in the Village of Briarcliff Manor within the Town of Mount Pleasant via Act 120-2009. The legislation specified a ten year surcharge of \$182.00 per year effective with the 2010 tax warrants 182.00

The Saw Mill District was enlarged in the Village of Chappaqua within the Town of Mount Pleasant via Act 192-2014. The legislation specified a ten year surcharge of \$203.00 per year effective with the 2015 tax warrants 203.00

**Total** 385.00

**South Yonkers Sewer District Tax Schedule - 2021**

Municipality	Parcels	Special District	Taxable Value	Equalization Rate	Full Equalized Value	%	Decimal Share
City of Yonkers	3,612	South Yonkers SSC	89,774,751.00	2.14%	4,195,081,822.43	100.000%	1.000000000
					4,195,081,822.43		

Final Apportionment	Assessed Values	Equalization Rate	Full Equalized Value	Decimal Share	Amount of Tax
City of Yonkers	89,774,751.00	2.14%	4,195,081,822	1.000000000	1,542,009.00
				per Act	1,542,009.00

**Upper Bronx Valley Sewer District Tax Schedule - 2021**

Municipality	Parcels	Special District	Taxable Value	Equalization Rate	Full Equalized Value	%	Decimal Share
Town of Harrison	47	Upper Bronx SSD	421,166.00	1.47%	28,650,748.30	1.03%	0.010280438
Town of Mount Pleasant	2,319	Upper Bronx SSD	29,410,571.00	1.37%	2,146,757,007.30	77.03%	0.770297557
Town of North Castle	818	Upper Bronx SSD	14,553,971.00	2.38%	611,511,386.55	21.94%	0.219422005
					<b>2,786,919,142.15</b>	<b>100.000%</b>	<b>1.000000000</b>

Final Apportionment	Assessed Values	Equalization Rate	Full Equalized Value	Decimal Share	Amount of Tax
Town of Harrison	421,166.00	1.47%	28,650,748	0.010280437	10,694.00
Town of Mount Pleasant	29,410,571.00	1.37%	2,146,757,007	0.770297557	801,312.00
Town of North Castle	14,553,971.00	2.38%	611,511,387	0.219422005	228,257.00
			<b>2,786,919,142.00</b>	<b>1.000000000</b>	<b>1,040,263.00</b>
				per Act	<b>1,040,263.00</b>

**2019 WESTCHESTER COUNTY EQUALIZATION TABLE**

MUNICIPALITY	COUNTY TAXABLE ADJUSTED	COUNTY RATE*	COUNTY FULL VALUE (\$)	% OF TOTAL FULL VALUE	Original Tax Charge	Amended COUNTY TAXABLE ADJUSTED	COUNTY RATE*	Amended COUNTY FULL VALUE (\$)	Amended % OF TOTAL FULL VALUE	Amended APPORTIONMENT	\$ Difference
	ASSESSED VALUE		FULL VALUE (\$)	ASSESSED VALUE		FULL VALUE		FULL VALUE			
City of Mount Vernon	\$ 151,047,710.00	2.6	\$ 5,809,527,307.80	3.139642142	17,882,742.32	148,088,900	2.80	5,895,850,000	3.089870973	17,599,256.18	-283,486.12
City of New Rochelle	\$ 264,232,826.00	2.44	\$ 10,829,205,983.81	5.852426483	33,334,192.24	264,847,877	2.44	10,854,421,189	5.888488997	33,539,585.35	205,393.11
City of Peekskill	\$ 63,100,344.00	3.18	\$ 1,984,287,547.17	1.07236828	6,107,984.52	63,102,344	3.18	1,984,350,440	1.076503441	6,131,537.54	23,553.01
City of Rye	\$ 141,284,988.00	1.58	\$ 9,056,729,871.79	4.894527432	27,878,290.40	141,284,988	1.58	9,058,729,872	4.913245502	27,984,814.60	106,514.20
City of White Plains	\$ 295,599,898.00	2.69	\$ 10,988,843,791.82	5.938699525	33,825,585.37	282,719,998	2.69	10,510,037,100	5.701859787	32,475,458.80	-1,350,126.57
City of Yonkers	\$ 465,891,045.00	2.29	\$ 20,344,587,117.90	10.99482276	62,824,201.54	465,374,801	2.29	20,319,880,306	11.023455891	82,787,289.83	163,088.79
Town of Bedford	\$ 591,389,449.00	11.07	\$ 5,342,271,445.35	2.887123113	16,444,448.95	591,291,508	11.07	5,341,388,703	2.897884326	16,504,601.41	60,154.45
Town of Cortlandt	\$ 110,972,840.00	1.58	\$ 7,113,643,589.74	3.844425547	21,897,040.59	110,072,120	1.58	7,055,905,128	3.827804807	21,802,372.34	-94,668.25
Town of Eastchester	\$ 101,644,809.00	1.11	\$ 9,157,190,000.00	4.848819087	28,187,434.27	101,688,209	1.11	9,160,910,730	4.98978150	28,308,755.73	119,321.46
Town of Greenburgh	\$ 20,761,428,858.00	100	\$ 20,761,428,858.00	11.22009649	63,907,313.40	20,761,428,558	100.00	20,761,428,558	11.283005183	64,151,712.29	244,398.89
Town of Harrison	\$ 128,889,182.00	1.45	\$ 8,888,909,103.45	4.803832074	27,361,618.69	128,889,182	1.45	8,888,909,103	4.822203300	27,466,257.33	104,638.64
Town of Lewisboro	\$ 294,940,511.00	9.6	\$ 3,072,298,988.58	1.660381091	9,457,068.10	294,940,511	9.60	3,072,298,990	1.686710786	9,493,234.63	36,166.53
Town of Mamaroneck	\$ 9,786,082,868.00	100	\$ 9,786,082,868.00	5.294095881	30,154,058.38	9,786,082,866	100.00	9,786,082,866	5.314342016	30,269,378.11	115,317.73
Town of Mount Kisco	\$ 292,247,895.00	15.68	\$ 1,863,825,860.97	1.007267185	5,737,182.38	291,705,898	15.68	1,860,389,247	1.009244061	5,748,442.23	11,259.87
Town of Mount Pleasant	\$ 143,737,649.00	1.4	\$ 10,266,974,928.57	5.548580022	31,603,546.60	143,737,649	1.40	10,266,874,929	5.589799378	31,724,407.59	170,860.99
Town of New Castle	\$ 1,088,752,477.00	19.05	\$ 5,610,249,223.10	3.031946311	17,269,329.48	1,088,752,477	19.05	5,610,249,223	3.043541339	17,335,372.32	66,042.85
Town of North Castle	\$ 121,182,146.00	2.3	\$ 5,288,788,956.52	2.84741099	16,218,254.99	121,182,146	2.30	5,288,788,957	2.858300293	16,280,278.22	62,023.24
Town of North Salem	\$ 1,394,981,852.00	100	\$ 1,394,981,852.00	0.753879065	4,293,936.84	1,394,981,852	100.00	1,394,981,852	0.756782114	4,310,358.08	16,421.24
Town of Ossining	\$ 4,989,979,954.00	100	\$ 4,989,979,954.00	2.696734265	15,360,032.08	4,988,088,054	100.00	4,988,088,054	2.706020907	15,412,927.33	52,895.25
Town of Palham	\$ 3,408,559,238.00	100	\$ 3,408,559,238.00	1.842087257	10,492,142.18	3,408,559,236	100.00	3,408,559,236	1.849131924	10,532,267.12	40,124.95
Town of Pound Ridge	\$ 377,853,780.00	18.48	\$ 2,046,878,548.21	1.106194327	6,300,650.59	376,628,130	18.48	2,040,239,057	1.106822828	6,304,230.40	3,579.81
Town of Rye	\$ 7,576,428,083.00	100	\$ 7,576,428,083.00	4.094528115	23,321,572.29	7,531,002,038	100.00	7,531,002,038	4.085543283	23,270,398.57	-51,173.71
Town of Scarsdale	\$ 8,988,769,818.00	94.75	\$ 8,486,828,303.96	5.126985478	28,202,118.89	8,988,769,818	94.75	8,486,828,304	5.146572456	29,313,795.83	111,677.14
Town of Somers	\$ 499,047,814.00	11.97	\$ 4,189,154,870.01	2.253135755	12,833,388.10	498,987,814	11.97	4,188,853,417	2.261480482	12,880,917.80	47,579.69
Town of Yorktown	\$ 130,149,543.00	2.24	\$ 5,810,247,455.36	3.140031331	17,884,959.08	130,149,543	2.24	5,810,247,455	3.152039708	17,953,358.25	68,397.19
<b>TOTALS</b>	<b>\$ 62,158,175,371.00</b>		<b>\$ 185,037,881,543.81</b>	<b>100</b>	<b>569,579,000.00</b>	<b>62,892,282,515</b>		<b>184,332,938,754</b>	<b>100.000000000</b>	<b>569,579,000.00</b>	<b>0.00</b>

\* Final 2019 New York State Equalization Rates

569,579,000

**2021 TAX WARRANTS  
WESTCHESTER COUNTY CITIES & TOWNS**

**Comparison of Total 2020 Taxes Versus 2021**

	Total 2020 Taxes	Total 2021 Taxes	Tax Change	Percentage Change
Bedford	16,444,447	16,641,459	197,012	1.20%
Cortlandt	25,292,150	24,987,843	-304,307	-1.20%
Eastchester	35,386,722	34,419,441	-967,281	-2.73%
Greenburgh	81,057,971	80,197,294	-860,677	-1.06%
Harrison	35,449,406	34,375,466	-1,073,940	-3.03%
Lewisboro	9,457,068	9,054,803	-402,265	-4.25%
Mamaroneck	41,082,790	40,431,949	-650,841	-1.58%
Mt. Kisco	6,226,552	6,159,041	-67,511	-1.08%
Mt. Pleasant	40,826,272	40,730,708	-95,564	-0.23%
Mt. Vernon	23,265,710	25,006,036	1,740,326	7.48%
New Castle	18,010,565	17,615,731	-394,834	-2.19%
New Rochelle	50,708,652	51,256,686	548,034	1.08%
North Castle	16,594,117	15,845,170	-748,947	-4.51%
North Salem	4,293,937	4,382,385	88,448	2.06%
Ossining	20,230,095	20,237,791	7,696	0.04%
Peekskill	9,305,238	9,775,802	470,564	5.06%
Pelham	13,657,938	13,745,408	87,470	0.64%
Pound Ridge	6,300,850	5,992,258	-308,392	-4.89%
Rye City	35,895,395	34,304,531	-1,590,864	-4.43%
Rye Town	31,104,937	32,754,704	1,649,767	5.30%
Scarsdale	37,208,909	35,745,463	-1,463,446	-3.93%
Somers	13,044,150	13,282,813	238,663	1.83%
White Plains	44,860,805	42,886,921	-1,973,884	-4.40%
Yonkers	82,194,207	87,080,595	4,886,388	5.94%
Yorktown	20,776,131	20,764,516	-11,615	-0.06%
<b>Totals:</b>	<b>\$718,674,814</b>	<b>\$717,674,814</b>	<b>-1,000,000</b>	<b>-0.14%</b>

STATE OF NEW YORK     )  
  )  
COUNTY OF WESTCHESTER   )

I, BENJAMIN BOYKIN II, Chair of the Westchester County Board of Legislators, do hereby certify that the following is a correct statement of 2021 taxes and assessments that have been duly apportioned, levied and assessed by the Westchester County Board of Legislators against the 2020 taxable property in the TOWN OF BEDFORD at an annual session of said County Board of Legislators:

Tax for County Operating Purposes	\$	15,731,605
2020 County Operating Tax Adjustment		60,154
Tax for County Share of MTA		<u>849,700</u>
<b><u>TOTAL ALL TAXES</u></b>	<b>\$</b>	<b><u>16,641,459</u></b>

IN WITNESS WHEREOF, I have hereunto set my hand and the Clerk of the County Board of Legislators has attested the same and affixed thereto the Corporate Seal of said County Board of Legislators this     day of February, 2021.

*/s/* \_\_\_\_\_  
BENJAMIN BOYKIN II  
The Chair of the Westchester  
County Board of Legislators  
County of Westchester, New York

ATTEST:

SUNDAY VANDERBERG  
The Clerk of the Westchester County  
Board of Legislators  
County of Westchester, New York



STATE OF NEW YORK        )  
  )  
COUNTY OF WESTCHESTER )

I, BENJAMIN BOYKIN II, Chair of the Westchester County Board of Legislators, do hereby certify that the following is a correct statement of 2021 taxes and assessments that have been duly apportioned, levied and assessed by the Westchester County Board of Legislators against the 2020 taxable property in the TOWN OF CORTLANDT at an annual session of said County Board of Legislators:

Tax for County Operating Purposes	\$	20,680,203
2020 County Operating Tax Adjustment		-94,668
Tax for County Share of MTA		1,116,984
Refuse Disposal District Number 1		2,103,712
Ossining Sanitary Sewer District		707,992
Peekskill Sanitary Sewer District		<u>473,620</u>
<b>TOTAL ALL TAXES</b>	<b>\$</b>	<b><u>24,987,843</u></b>

IN WITNESS WHEREOF, I have hereunto set my hand and the Clerk of the County Board of Legislators has attested the same and affixed thereto the Corporate Seal of said County Board of Legislators this     day of February, 2021.

/s/ \_\_\_\_\_  
BENJAMIN BOYKIN II  
The Chair of the Westchester  
County Board of Legislators  
County of Westchester, New York

ATTEST:  
  
SUNDAY VANDERBERG  
The Clerk of the Westchester County  
Board of Legislators  
County of Westchester, New York

STATE OF NEW YORK            )  
  )  
COUNTY OF WESTCHESTER    )

I, BENJAMIN BOYKIN II, Chair of the Westchester County Board of Legislators, do hereby certify that the following is a correct statement of 2021 taxes and assessments that have been duly apportioned, levied and assessed by the Westchester County Board of Legislators against the 2020 taxable property in the TOWN OF EASTCHESTER at an annual session of said County Board of Legislators:

Tax for County Operating Purposes	\$	25,865,448
2020 County Operating Tax Adjustment		119,321
Tax for County Share of MTA		1,397,051
Refuse Disposal District Number 1		2,585,604
Bronx Valley Sanitary Sewer District		3,349,344
Hutchinson Valley Sanitary Sewer district		<u>1,102,673</u>
<b>TOTAL ALL TAXES</b>	<b>\$</b>	<b>34,419,441</b>

IN WITNESS WHEREOF, I have hereunto set my hand and the Clerk of the County Board of Legislators has attested the same and affixed thereto the Corporate Seal of said County Board of Legislators this     day of February, 2021.

/s/ \_\_\_\_\_  
BENJAMIN BOYKIN II  
The Chair of the Westchester  
County Board of Legislators  
County of Westchester, New York

ATTEST:

SUNDAY VANDERBERG  
The Clerk of the Westchester County  
Board of Legislators  
County of Westchester, New York

STATE OF NEW YORK            )  
  )  
COUNTY OF WESTCHESTER    )

I, BENJAMIN BOYKIN II, Chair of the Westchester County Board of Legislators, do hereby certify that the following is a correct statement of 2021 taxes and assessments that have been duly apportioned, levied and assessed by the Westchester County Board of Legislators against the 2020 taxable property in the TOWN OF GREENBURGH at an annual session of said County Board of Legislators:

Tax for County Operating Purposes	\$ 59,966,149
2020 County Operating Tax Adjustment	244,399
Tax for County Share of MTA	3,238,907
Refuse Disposal District Number 1	6,037,848
Bronx Valley Sanitary Sewer District	3,740,083
North Yonkers Sanitary Sewer District	2,724,192
Saw Mill Valley Sanitary Sewer District	<u>4,245,716</u>
<b>TOTAL ALL TAXES</b>	<b>\$ 80,197,294</b>

IN WITNESS WHEREOF, I have hereunto set my hand and the Clerk of the County Board of Legislators has attested the same and affixed thereto the Corporate Seal of said County Board of Legislators this     day of February, 2021.

*/s/* \_\_\_\_\_  
BENJAMIN BOYKIN II  
The Chair of the Westchester  
County Board of Legislators  
County of Westchester, New York

ATTEST:

SUNDAY VANDERBERG  
The Clerk of the Westchester County  
Board of Legislators  
County of Westchester, New York

STATE OF NEW YORK            )  
  )  
COUNTY OF WESTCHESTER    )

I, BENJAMIN BOYKIN II, Chair of the Westchester County Board of Legislators, do hereby certify that the following is a correct statement of 2021 taxes and assessments that have been duly apportioned, levied and assessed by the Westchester County Board of Legislators against the 2020 taxable property in the TOWN OF HARRISON at an annual session of said County Board of Legislators:

Tax for County Operating Purposes	\$ 24,957,259
2020 County Operating Tax Adjustment	104,639
Tax for County Share of MTA	1,347,998
Refuse Disposal District Number 1	2,503,950
Blind Brook Sanitary Sewer District	1,026,632
Mamaroneck Sanitary Sewer District	4,424,294
Upper Bronx Valley Sanitary Sewer District	<u>10,694</u>
<b>TOTAL ALL TAXES</b>	<b>\$ 34,375,466</b>

IN WITNESS WHEREOF, I have hereunto set my hand and the Clerk of the County Board of Legislators has attested the same and affixed hereto the Corporate Seal of said County Board of Legislators this     day of February, 2021.

/s/ \_\_\_\_\_  
BENJAMIN BOYKIN II  
The Chair of the Westchester  
County Board of Legislators  
County of Westchester, New York

ATTEST:

SUNDAY VANDERBERG  
The Clerk of the Westchester County  
Board of Legislators  
County of Westchester, New York

STATE OF NEW YORK        )  
                                  )  
COUNTY OF WESTCHESTER )

I, BENJAMIN BOYKIN II, Chair of the Westchester County Board of Legislators, do hereby certify that the following is a correct statement of 2021 taxes and assessments that have been duly apportioned, levied and assessed by the Westchester County Board of Legislators against the 2020 taxable property in the TOWN OF LEWISBORO at an annual session of said County Board of Legislators:

Tax for County Operating Purposes	\$	8,556,481
2020 County Operating Tax Adjustment		36,167
Tax for County Share of MTA		<u>462,155</u>
<b>TOTAL ALL TAXES</b>	<b>\$</b>	<b>9,054,803</b>

IN WITNESS WHEREOF, I have hereunto set my hand and the Clerk of the County Board of Legislators has attested the same and affixed thereto the Corporate Seal of said County Board of Legislators this        day of February, 2021.

*/s/* \_\_\_\_\_  
BENJAMIN BOYKIN II  
The Chair of the Westchester  
County Board of Legislators  
County of Westchester, New York

ATTEST:

SUNDAY VANDERBERG  
The Clerk of the Westchester County  
Board of Legislators  
County of Westchester, New York

STATE OF NEW YORK            )  
  )  
COUNTY OF WESTCHESTER    )

I, BENJAMIN BOYKIN II, Chair of the Westchester County Board of Legislators, do hereby certify that the following is a correct statement of 2021 taxes and assessments that have been duly apportioned, levied and assessed by the Westchester County Board of Legislators against the 2020 taxable property in the TOWN OF MAMARONECK at an annual session of said County Board of Legislators:

Tax for County Operating Purposes	\$	28,129,229
2020 County Operating Tax Adjustment		115,318
Tax for County Share of MTA		1,519,323
Refuse Disposal District Number 1		2,797,832
Mamaroneck Valley Sanitary Sewer District		4,038,211
New Rochelle Sanitary Sewer District		<u>3,832,036</u>
<b>TOTAL ALL TAXES</b>	<b>\$</b>	<b>40,431,949</b>

IN WITNESS WHEREOF, I have hereunto set my hand and the Clerk of the County Board of Legislators has attested the same and affixed thereto the Corporate Seal of said County Board of Legislators this        day of February, 2021.

*/s/*  
\_\_\_\_\_  
BENJAMIN BOYKIN II  
The Chair of the Westchester  
County Board of Legislators  
County of Westchester, New York

ATTEST:

SUNDAY VANDERBERG  
The Clerk of the Westchester County  
Board of Legislators  
County of Westchester, New York

STATE OF NEW YORK        )  
  )  
COUNTY OF WESTCHESTER )

I, BENJAMIN BOYKIN II, Chair of the Westchester County Board of Legislators, do hereby certify that the following is a correct statement of 2021 taxes and assessments that have been duly apportioned, levied and assessed by the Westchester County Board of Legislators against the 2020 taxable property in the TOWN OF MOUNT KISCO at an annual session of said County Board of Legislators:

Tax for County Operating Purposes	\$	5,325,015
2020 County Operating Tax Adjustment		11,260
Tax for County Share of MTA		287,616
Refuse Disposal District Number 1		<u>535,150</u>
<b>TOTAL ALL TAXES</b>	<b>\$</b>	<b><u>6,159,041</u></b>

IN WITNESS WHEREOF, I have hereunto set my hand and the Clerk of the County Board of Legislators has attested the same and affixed thereto the Corporate Seal of said County Board of Legislators this     day of February, 2021.

*/s/* \_\_\_\_\_  
BENJAMIN BOYKIN II  
The Chair of the Westchester  
County Board of Legislators  
County of Westchester, New York

ATTEST:

SUNDAY VANDERBERG  
The Clerk of the Westchester County  
Board of Legislators  
County of Westchester, New York

STATE OF NEW YORK        )  
                                  )  
COUNTY OF WESTCHESTER )

I, BENJAMIN BOYKIN II, Chair of the Westchester County Board of Legislators, do hereby certify that the following is a correct statement of 2021 taxes and assessments that have been duly apportioned, levied and assessed by the Westchester County Board of Legislators against the 2020 taxable property in the TOWN OF MOUNT PLEASANT at an annual session of said County Board of Legislators:

Tax for County Operating Purposes	\$	30,021,183
2020 County Operating Tax Adjustment		120,861
Tax for County Share of MTA		1,621,512
Refuse Disposal District Number 1		3,033,006
Ossining Sanitary Sewer District		87,122
Saw Mill Valley Sanitary Sewer District		5,045,712
Upper Bronx Valley Sanitary Sewer District		<u>801,312</u>
<b>TOTAL ALL TAXES</b>	<b>\$</b>	<b>40,730,708</b>

IN WITNESS WHEREOF, I have hereunto set my hand and the Clerk of the County Board of Legislators has attested the same and affixed thereto the Corporate Seal of said County Board of Legislators this     day of February, 2021.

*/s/* \_\_\_\_\_  
BENJAMIN BOYKIN II  
The Chair of the Westchester  
County Board of Legislators  
County of Westchester, New York

ATTEST:  
  
SUNDAY VANDERBERG  
The Clerk of the Westchester County  
Board of Legislators  
County of Westchester, New York



STATE OF NEW YORK            )  
  )  
COUNTY OF WESTCHESTER    )

I, BENJAMIN BOYKIN II, Chair of the Westchester County Board of Legislators, do hereby certify that the following is a correct statement of 2021 taxes and assessments that have been duly apportioned, levied and assessed by the Westchester County Board of Legislators against the 2020 taxable property in the CITY OF MOUNT VERNON at an annual session of said County Board of Legislators:

Tax for County Operating Purposes	\$	18,124,907
2020 County Operating Tax Adjustment		-283,486
Tax for County Share of MTA		978,967
Water District No. 1		1,147,614
Refuse Disposal District Number 1		1,884,418
Bronx Valley Sanitary Sewer District		752,906
Hutchinson Valley Sanitary Sewer District		<u>2,400,710</u>
<b>TOTAL ALL TAXES</b>	<b>\$</b>	<b>25,006,036</b>

IN WITNESS WHEREOF, I have hereunto set my hand and the Clerk of the County Board of Legislators has attested the same and affixed thereto the Corporate Seal of said County Board of Legislators this        day of February, 2021.

/s/ \_\_\_\_\_  
BENJAMIN BOYKIN II  
The Chair of the Westchester  
County Board of Legislators  
County of Westchester, New York

ATTEST:

SUNDAY VANDERBERG  
The Clerk of the Westchester County  
Board of Legislators  
County of Westchester, New York

STATE OF NEW YORK        )  
  )  
COUNTY OF WESTCHESTER )

I, BENJAMIN BOYKIN II, Chair of the Westchester County Board of Legislators, do hereby certify that the following is a correct statement of 2021 taxes and assessments that have been duly apportioned, levied and assessed by the Westchester County Board of Legislators against the 2020 taxable property in the TOWN OF NEW CASTLE at an annual session of said County Board of Legislators:

Tax for County Operating Purposes	\$	16,019,969
2020 County Operating Tax Adjustment		66,043
Tax for County Share of MTA		865,275
Ossining Sanitary Sewer District		2,024
Saw Mill Valley Sanitary Sewer District		<u>662,420</u>
<b>TOTAL ALL TAXES</b>	<b>\$</b>	<b>17,615,731</b>

IN WITNESS WHEREOF, I have hereunto set my hand and the Clerk of the County Board of Legislators has attested the same and affixed thereto the Corporate Seal of said County Board of Legislators this     day of February, 2021.

*/s/* \_\_\_\_\_  
BENJAMIN BOYKIN II  
The Chair of the Westchester  
County Board of Legislators  
County of Westchester, New York

ATTEST:  
  
SUNDAY VANDERBERG  
The Clerk of the Westchester County  
Board of Legislators  
County of Westchester, New York

STATE OF NEW YORK            )  
  )  
COUNTY OF WESTCHESTER    )

I, BENJAMIN BOYKIN II, Chair of the Westchester County Board of Legislators, do hereby certify that the following is a correct statement of 2021 taxes and assessments that have been duly apportioned, levied and assessed by the Westchester County Board of Legislators against the 2020 taxable property in the CITY OF NEW ROCHELLE at an annual session of said County Board of Legislators:

Tax for County Operating Purposes	\$	32,565,490
2020 County Operating Tax Adjustment		205,393
Tax for County Share of MTA		1,758,936
Refuse Disposal District Number 1		3,461,103
Hutchinson Valley Sanitary Sewer District		615,095
Mamaroneck Valley Sanitary Sewer District		812,966
New Rochelle Sanitary Sewer District		<u>11,837,703</u>
<b>TOTAL ALL TAXES</b>	<b>\$</b>	<b>51,256,686</b>

IN WITNESS WHEREOF, I have hereunto set my hand and the Clerk of the County Board of Legislators has attested the same and affixed thereto the Corporate Seal of said County Board of Legislators this     day of February, 2021.

/s/ \_\_\_\_\_  
BENJAMIN BOYKIN II  
The Chair of the Westchester  
County Board of Legislators  
County of Westchester, New York

ATTEST:

SUNDAY VANDERBERG  
The Clerk of the Westchester County  
Board of Legislators  
County of Westchester, New York

STATE OF NEW YORK            )  
  )  
COUNTY OF WESTCHESTER    )

I, BENJAMIN BOYKIN II, Chair of the Westchester County Board of Legislators, do hereby certify that the following is a correct statement of 2021 taxes and assessments that have been duly apportioned, levied and assessed by the Westchester County Board of Legislators against the 2020 taxable property in the TOWN OF NORTH CASTLE at an annual session of said County Board of Legislators:

Tax for County Operating Purposes	\$	14,672,436
2020 County Operating Tax Adjustment		62,023
Tax for County Share of MTA		792,491
Blind Brook Sanitary Sewer District		82,655
Mamaroneck Valley Sanitary Sewer District		7,308
Upper Bronx Valley Sanitary Sewer District		<u>228,257</u>
<b>TOTAL ALL TAXES</b>	<b>\$</b>	<b>15,845,170</b>

IN WITNESS WHEREOF, I have hereunto set my hand and the Clerk of the County Board of Legislators has attested the same and affixed thereto the Corporate Seal of said County Board of Legislators this     day of February, 2021.

*/s/* \_\_\_\_\_  
BENJAMIN BOYKIN II  
The Chair of the Westchester  
County Board of Legislators  
County of Westchester, New York

ATTEST:

SUNDAY VANDERBERG  
The Clerk of the Westchester County  
Board of Legislators  
County of Westchester, New York

STATE OF NEW YORK        )  
                                  )  
COUNTY OF WESTCHESTER )

I, BENJAMIN BOYKIN II, Chair of the Westchester County Board of Legislators, do hereby certify that the following is a correct statement of 2021 taxes and assessments that have been duly apportioned, levied and assessed by the Westchester County Board of Legislators against the 2020 taxable property in the TOWN OF NORTH SALEM at an annual session of said County Board of Legislators:

Tax for County Operating Purposes	\$	4,142,233
2020 County Operating Tax Adjustment		16,421
		<hr/>
Tax for County Share of MTA		223,731
		<hr/>
<b>TOTAL ALL TAXES</b>	<b>\$</b>	<b>4,382,385</b>

IN WITNESS WHEREOF, I have hereunto set my hand and the Clerk of the County Board of Legislators has attested the same and affixed thereto the Corporate Seal of said County Board of Legislators this        day of February, 2021.

*/s/* \_\_\_\_\_  
BENJAMIN BOYKIN II  
The Chair of the Westchester  
County Board of Legislators  
County of Westchester, New York

ATTEST:

SUNDAY VANDERBERG  
The Clerk of the Westchester County  
Board of Legislators  
County of Westchester, New York

STATE OF NEW YORK        )  
                                  )  
COUNTY OF WESTCHESTER )

I, BENJAMIN BOYKIN II, Chair of the Westchester County Board of Legislators, do hereby certify that the following is a correct statement of 2021 taxes and assessments that have been duly apportioned, levied and assessed by the Westchester County Board of Legislators against the 2020 taxable property in the TOWN OF OSSINING at an annual session of said County Board of Legislators:

Tax for County Operating Purposes	\$	14,929,929
2020 County Operating Tax Adjustment		52,895
Tax for County Share of MTA		806,399
Refuse Disposal District Number 1		1,504,274
Ossining Sanitary Sewer District		2,417,852
Saw Mill Valley Sanitary Sewer District		<u>526,442</u>
<b>TOTAL ALL TAXES</b>	<b>\$</b>	<b><u>\$20,237,791</u></b>

IN WITNESS WHEREOF, I have hereunto set my hand and the Clerk of the County Board of Legislators has attested the same and affixed thereto the Corporate Seal of said County Board of Legislators this        day of February, 2021.

/s/ \_\_\_\_\_  
BENJAMIN BOYKIN II  
The Chair of the Westchester  
County Board of Legislators  
County of Westchester, New York

ATTEST:

SUNDAY VANDERBERG  
The Clerk of the Westchester County  
Board of Legislators  
County of Westchester, New York

STATE OF NEW YORK            )  
  )  
COUNTY OF WESTCHESTER    )

I, BENJAMIN BOYKIN II, Chair of the Westchester County Board of Legislators, do hereby certify that the following is a correct statement of 2021 taxes and assessments that have been duly apportioned, levied and assessed by the Westchester County Board of Legislators against the 2020 taxable property in the CITY OF PEEKSKILL at an annual session of said County Board of Legislators:

Tax for County Operating Purposes	\$	6,469,874
2020 County Operating Tax Adjustment		23,553
Tax for County Share of MTA		349,453
Refuse Disposal District Number 1		704,155
Peekskill Sanitary Sewer District		<u>2,228,767</u>
<b>TOTAL ALL TAXES</b>	<b>\$</b>	<b>9,775,802</b>

IN WITNESS WHEREOF, I have hereunto set my hand and the Clerk of the County Board of Legislators has attested the same and affixed thereto the Corporate Seal of said County Board of Legislators this        day of February, 2021.

/s/ \_\_\_\_\_  
BENJAMIN BOYKIN II  
The Chair of the Westchester  
County Board of Legislators  
County of Westchester, New York

ATTEST:

SUNDAY VANDERBERG  
The Clerk of the Westchester County  
Board of Legislators  
County of Westchester, New York

STATE OF NEW YORK            )  
  )  
COUNTY OF WESTCHESTER    )

I, BENJAMIN BOYKIN II, Chair of the Westchester County Board of Legislators, do hereby certify that the following is a correct statement of 2021 taxes and assessments that have been duly apportioned, levied and assessed by the Westchester County Board of Legislators against the 2020 taxable property in the TOWN OF PELHAM at an annual session of said County Board of Legislators:

Tax for County Operating Purposes	\$	10,071,516
2020 County Operating Tax Adjustment		40,125
Tax for County Share of MTA		543,985
Refuse Disposal District Number 1		999,411
Hutchinson Valley Sanitary Sewer District		1,012,888
New Rochelle Sanitary Sewer District		<u>1,077,483</u>
<b>TOTAL ALL TAXES</b>	<b>\$</b>	<b><u>13,745,408</u></b>

IN WITNESS WHEREOF, I have hereunto set my hand and the Clerk of the County Board of Legislators has attested the same and affixed thereto the Corporate Seal of said County Board of Legislators this        day of February, 2021.

*/s/* \_\_\_\_\_  
BENJAMIN BOYKIN II  
The Chair of the Westchester  
County Board of Legislators  
County of Westchester, New York

ATTEST:

SUNDAY VANDERBERG  
The Clerk of the Westchester County  
Board of Legislators  
County of Westchester, New York



STATE OF NEW YORK        )  
                                  )  
COUNTY OF WESTCHESTER )

I, BENJAMIN BOYKIN II, Chair of the Westchester County Board of Legislators, do hereby certify that the following is a correct statement of 2021 taxes and assessments that have been duly apportioned, levied and assessed by the Westchester County Board of Legislators against the 2020 taxable property in the TOWN OF POUND RIDGE at an annual session of said County Board of Legislators:

Tax for County Operating Purposes	\$	5,681,792
2020 County Operating Tax Adjustment		3,580
Tax for County Share of MTA		<u>306,886</u>
<b>TOTAL ALL TAXES</b>	<b>\$</b>	<b><u>5,992,258</u></b>

IN WITNESS WHEREOF, I have hereunto set my hand and the Clerk of the County Board of Legislators has attested the same and affixed thereto the Corporate Seal of said County Board of Legislators this        day of February, 2021.

/s/ \_\_\_\_\_  
BENJAMIN BOYKIN II  
The Chair of the Westchester  
County Board of Legislators  
County of Westchester, New York

ATTEST:

SUNDAY VANDERBERG  
The Clerk of the Westchester County  
Board of Legislators  
County of Westchester, New York

STATE OF NEW YORK            )  
  )  
COUNTY OF WESTCHESTER    )

I, BENJAMIN BOYKIN II, Chair of the Westchester County Board of Legislators, do hereby certify that the following is a correct statement of 2021 taxes and assessments that have been duly apportioned, levied and assessed by the Westchester County Board of Legislators against the 2020 taxable property in the CITY OF RYE at an annual session of said County Board of Legislators:

Tax for County Operating Purposes	\$	25,439,423
2020 County Operating Tax Adjustment		106,614
Tax for County Share of MTA		1,374,042
Refuse Disposal District Number 1		2,528,736
Blind Brook Sanitary Sewer District		4,140,847
Mamaroneck Valley Sanitary Sewer District		<u>714,869</u>
-		
<b>TOTAL ALL TAXES</b>	<b>\$</b>	<b>34,304,531</b>

IN WITNESS WHEREOF, I have hereunto set my hand and the Clerk of the County Board of Legislators has attested the same and affixed thereto the Corporate Seal of said County Board of Legislators this        day of February, 2021.

/s/ \_\_\_\_\_  
BENJAMIN BOYKIN II  
The Chair of the Westchester  
County Board of Legislators  
County of Westchester, New York

ATTEST:

SUNDAY VANDERBERG  
The Clerk of the Westchester County  
Board of Legislators  
County of Westchester, New York

STATE OF NEW YORK            )  
  )  
COUNTY OF WESTCHESTER    )

I, BENJAMIN BOYKIN II, Chair of the Westchester County Board of Legislators, do hereby certify that the following is a correct statement of 2021 taxes and assessments that have been duly apportioned, levied and assessed by the Westchester County Board of Legislators against the 2020 taxable property in the TOWN OF RYE at an annual session of said County Board of Legislators:

Tax for County Operating Purposes	\$	23,791,480
2020 County Operating Tax Adjustment		-51,176
Tax for County Share of MTA		1,285,032
Refuse Disposal District Number 1		2,432,768
Blind Brook Sanitary Sewer District		1,502,727
Mamaroneck Valley Sanitary Sewer District		1,090,263
Port Chester Sanitary Sewer District		<u>2,703,610</u>
<b>TOTAL ALL TAXES</b>	<b>\$</b>	<b><u>32,754,704</u></b>

IN WITNESS WHEREOF, I have hereunto set my hand and the Clerk of the County Board of Legislators has attested the same and affixed thereto the Corporate Seal of said County Board of Legislators this     day of February, 2021.

*/s/* \_\_\_\_\_  
BENJAMIN BOYKIN II  
The Chair of the Westchester  
County Board of Legislators  
County of Westchester, New York

ATTEST:

SUNDAY VANDERBERG  
The Clerk of the Westchester County  
Board of Legislators  
County of Westchester, New York

STATE OF NEW YORK            )  
  )  
COUNTY OF WESTCHESTER    )

I, BENJAMIN BOYKIN II, Chair of the Westchester County Board of Legislators, do hereby certify that the following is a correct statement of 2021 taxes and assessments that have been duly apportioned, levied and assessed by the Westchester County Board of Legislators against the 2020 taxable property in the TOWN OF SCARSDALE at an annual session of said County Board of Legislators:

Tax for County Operating Purposes	\$	26,165,869
2020 County Operating Tax Adjustment		111,677
Tax for County Share of MTA		1,413,278
Water District No. 1		737,752
Refuse Disposal District Number 1		2,597,076
Bronx Valley Sanitary Sewer District		2,660,667
Hutchinson Valley Sanitary Sewer District		99,747
Mamaroneck Valley Sanitary Sewer District		<u>1,959,397</u>
<b>TOTAL ALL TAXES</b>	<b>\$</b>	<b>35,745,463</b>

IN WITNESS WHEREOF, I have hereunto set my hand and the Clerk of the County Board of Legislators has attested the same and affixed thereto the Corporate Seal of said County Board of Legislators this     day of February, 2021.

/s/ \_\_\_\_\_  
BENJAMIN BOYKIN II  
The Chair of the Westchester  
County Board of Legislators  
County of Westchester, New York

ATTEST:

SUNDAY VANDERBERG  
The Clerk of the Westchester County  
Board of Legislators  
County of Westchester, New York

STATE OF NEW YORK        )  
  )  
COUNTY OF WESTCHESTER    )

I, BENJAMIN BOYKIN II, Chair of the Westchester County Board of Legislators, do hereby certify that the following is a correct statement of 2021 taxes and assessments that have been duly apportioned, levied and assessed by the Westchester County Board of Legislators against the 2020 taxable property in the TOWN OF SOMERS at an annual session of said County Board of Legislators:

Tax for County Operating Purposes	\$	12,389,656
2020 County Operating Tax Adjustment		47,530
Tax for County Share of MTA		669,193
Peekskill Sanitary Sewer District		<u>176,434</u>
<b>TOTAL ALL TAXES</b>	<b>\$</b>	<b><u>13,282,813</u></b>

IN WITNESS WHEREOF, I have hereunto set my hand and the Clerk of the County Board of Legislators has attested the same and affixed thereto the Corporate Seal of said County Board of Legislators this        day of February, 2021.

/s/ \_\_\_\_\_  
BENJAMIN BOYKIN II  
The Chair of the Westchester  
County Board of Legislators  
County of Westchester, New York

ATTEST:

SUNDAY VANDERBERG  
The Clerk of the Westchester County  
Board of Legislators  
County of Westchester, New York

STATE OF NEW YORK        )  
                                  )  
COUNTY OF WESTCHESTER )

I, BENJAMIN BOYKIN II, Chair of the Westchester County Board of Legislators, do hereby certify that the following is a correct statement of 2021 taxes and assessments that have been duly apportioned, levied and assessed by the Westchester County Board of Legislators against the 2020 taxable property in the CITY OF WHITE PLAINS at an annual session of said County Board of Legislators:

Tax for County Operating Purposes	\$	30,855,167
2020 County Operating Tax Adjustment		-1,350,129
Tax for County Share of MTA		1,666,557
Water District No. 1		1,229,587
Refuse Disposal District Number 1		3,111,245
Bronx Valley Sanitary Sewer District		3,624,393
Mamaroneck Valley Sanitary Sewer District		<u>3,750,101</u>
<b>TOTAL ALL TAXES</b>	<b>\$</b>	<b>42,886,921</b>

IN WITNESS WHEREOF, I have hereunto set my hand and the Clerk of the County Board of Legislators has attested the same and affixed thereto the Corporate Seal of said County Board of Legislators this     day of February, 2021.

/s/ \_\_\_\_\_  
BENJAMIN BOYKIN II  
The Chair of the Westchester  
County Board of Legislators  
County of Westchester, New York

ATTEST:

SUNDAY VANDERBERG  
The Clerk of the Westchester County  
Board of Legislators  
County of Westchester, New York

STATE OF NEW YORK            )  
  )  
COUNTY OF WESTCHESTER    )

I, BENJAMIN BOYKIN II, Chair of the Westchester County Board of Legislators, do hereby certify that the following is a correct statement of 2021 taxes and assessments that have been duly apportioned, levied and assessed by the Westchester County Board of Legislators against the 2020 taxable property in the CITY OF YONKERS at an annual session of said County Board of Legislators:

Tax for County Operating Purposes	\$	62,037,525
2020 County Operating Tax Adjustment		163,089
Tax for County Share of MTA		3,350,788
Water District No. 1		983,670
Refuse Disposal District Number 1		7,209,232
Bronx Valley Sanitary Sewer District		7,317,148
Central Yonkers Sanitary Sewer District		1,251,087
North Yonkers Sanitary Sewer District		1,460,032
Saw Mill Valley Sanitary Sewer District		1,766,015
South Yonkers Sanitary Sewer District		<u>1,542,009</u>
<b>TOTAL ALL TAXES</b>	<b>\$</b>	<b><u>87,080,595</u></b>

IN WITNESS WHEREOF, I have hereunto set my hand and the Clerk of the County Board of Legislators has attested the same and affixed thereto the Corporate Seal of said County Board of Legislators this        day of February, 2021.

/s/ \_\_\_\_\_  
BENJAMIN BOYKIN II  
The Chair of the Westchester  
County Board of Legislators  
County of Westchester, New York

ATTEST:

SUNDAY VANDERBERG  
The Clerk of the Westchester County  
Board of Legislators  
County of Westchester, New York

STATE OF NEW YORK            )  
  )  
COUNTY OF WESTCHESTER    )

I, BENJAMIN BOYKIN II, Chair of the Westchester County Board of Legislators, do hereby certify that the following is a correct statement of 2021 taxes and assessments that have been duly apportioned, levied and assessed by the Westchester County Board of Legislators against the 2020 taxable property in the TOWN OF YORKTOWN at an annual session of said County Board of Legislators:

Tax for County Operating Purposes	\$	16,852,653
2020 County Operating Tax Adjustment		68,397
Tax for County Share of MTA		910,250
Refuse Disposal District Number 1		1,688,734
Peckskill Sanitary Sewer District		<u>1,244,482</u>
<b>TOTAL ALL TAXES</b>	<b>\$</b>	<b><u>20,764,516</u></b>

IN WITNESS WHEREOF, I have hereunto set my hand and the Clerk of the County Board of Legislators has attested the same and affixed thereto the Corporate Seal of said County Board of Legislators this     day of February, 2021.

/s/ \_\_\_\_\_  
BENJAMIN BOYKIN II  
The Chair of the Westchester  
County Board of Legislators  
County of Westchester, New York

ATTEST:

SUNDAY VANDERBERG  
The Clerk of the Westchester County  
Board of Legislators  
County of Westchester, New York