

---

---

# Racial Profiling Report



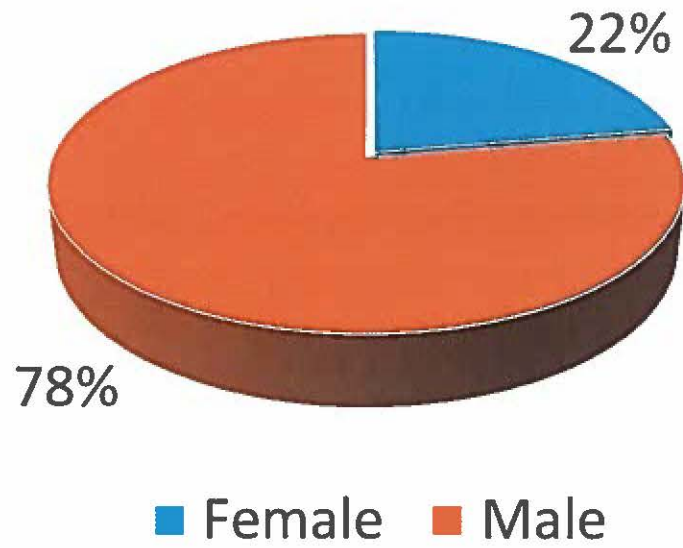
July to December 2021

**To: Commissioner  
Thomas A. Gleason**

---

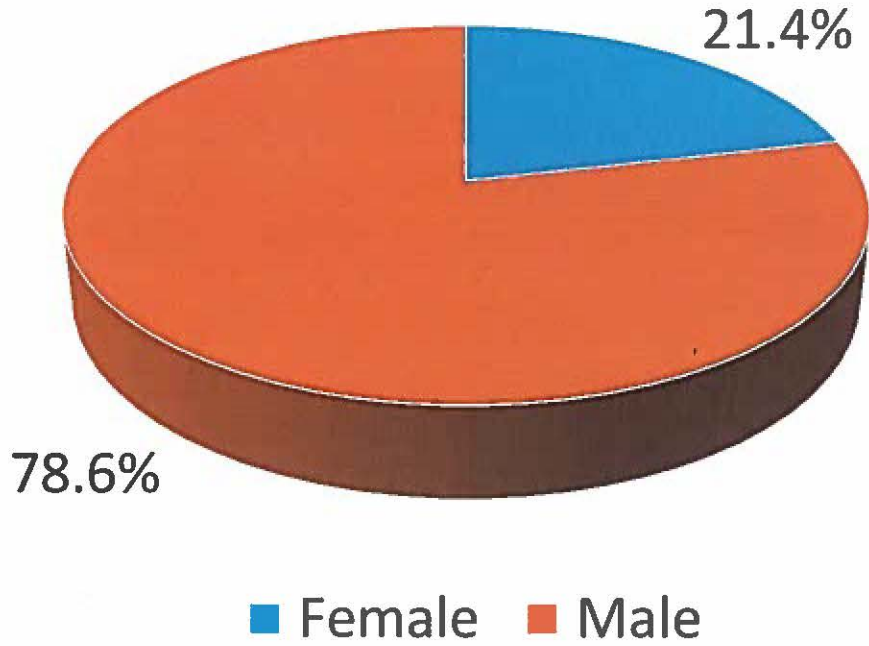
---

### Total Stops by Sex

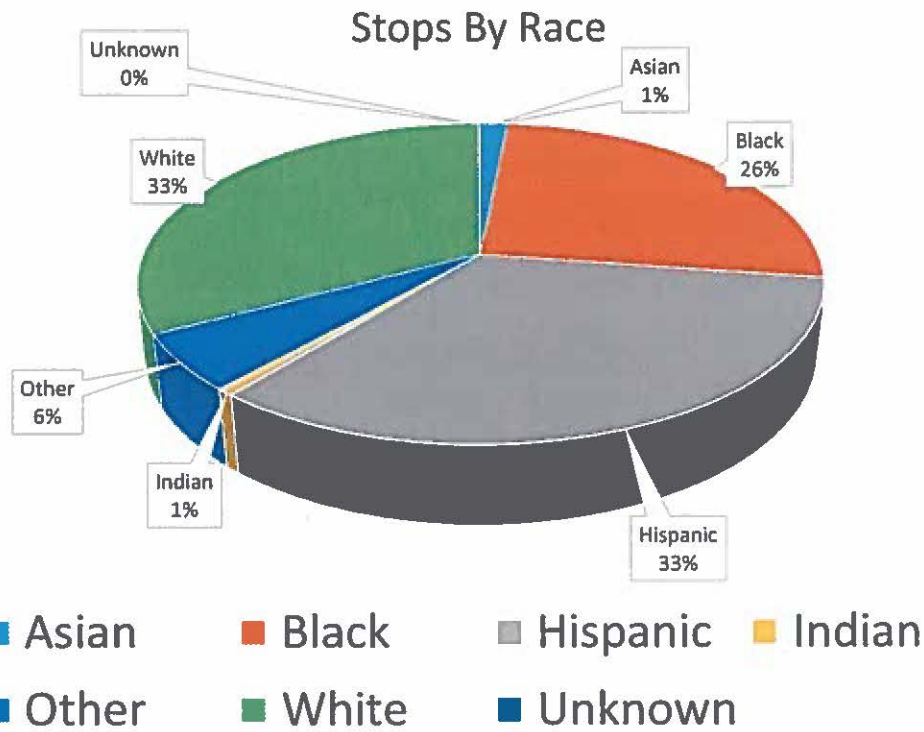


Category	Total Stops
Female	1726
Male	6005
Grand Total	7731

### Summons By Sex

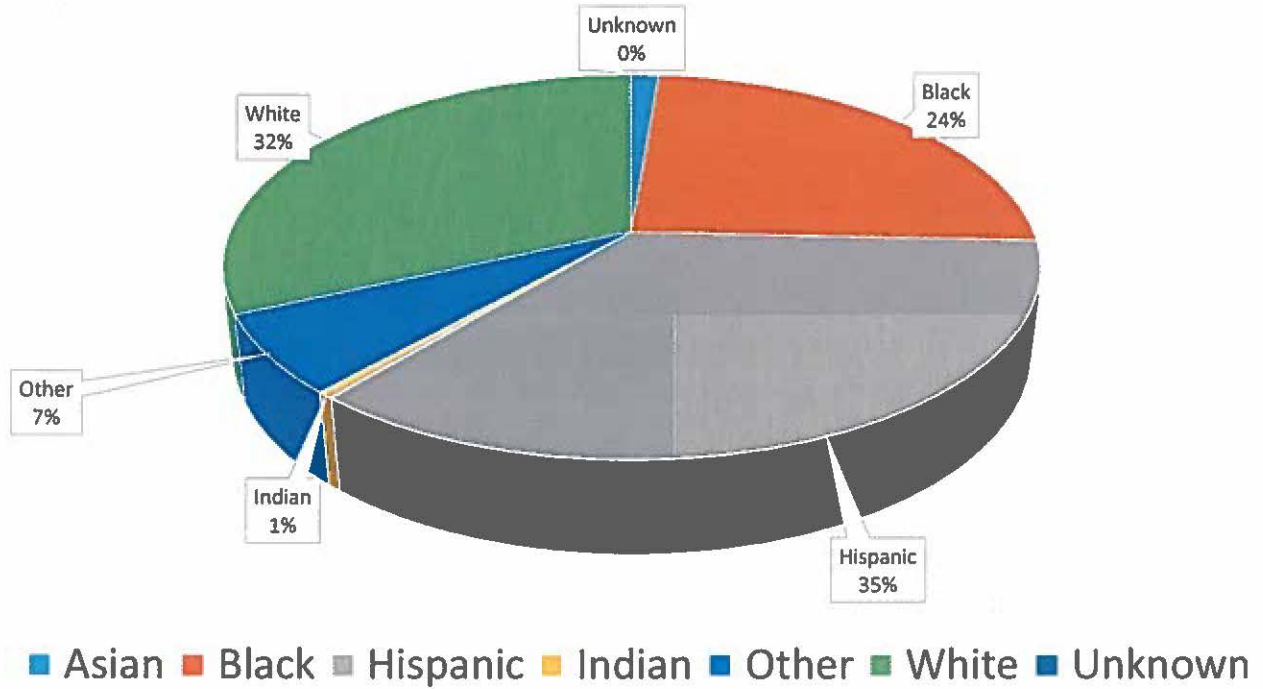


<b>Category</b>	<b>Total Summons</b>
Female	913
Male	3358
Grand Total	4271



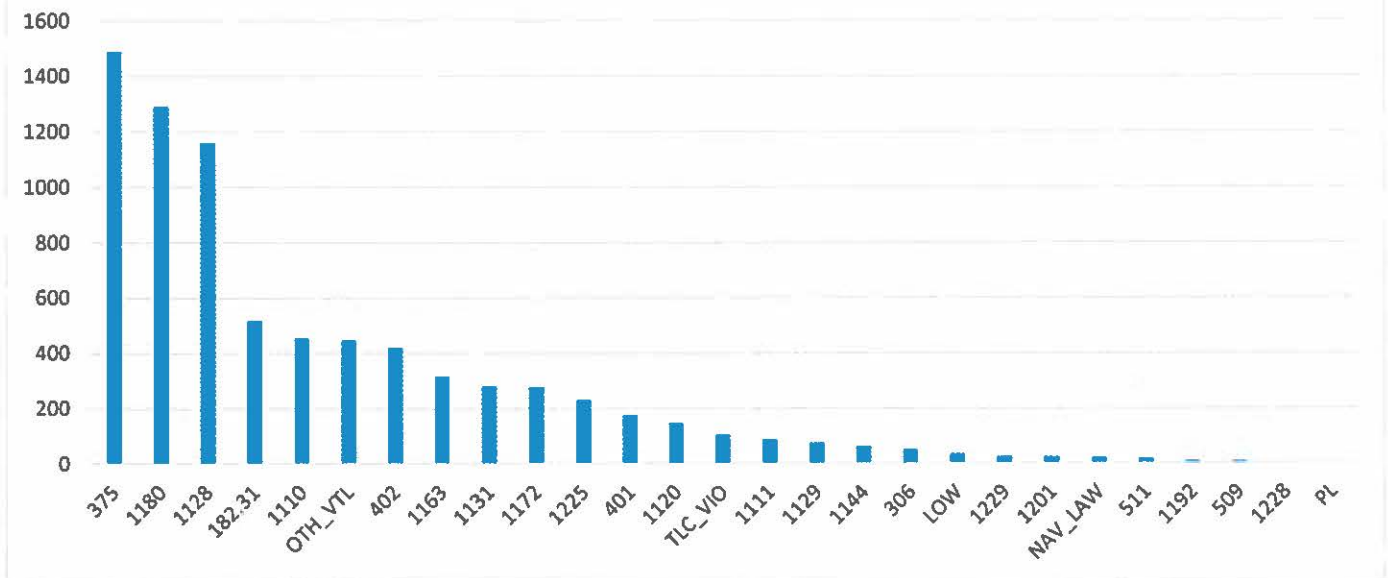
Category	Total Stops
Asian	118
Black	1997
Hispanic	2591
Indian	57
Other	433
White	2531
Unknown	4
<b>Grand Total</b>	<b>7731</b>

### Summons By Race



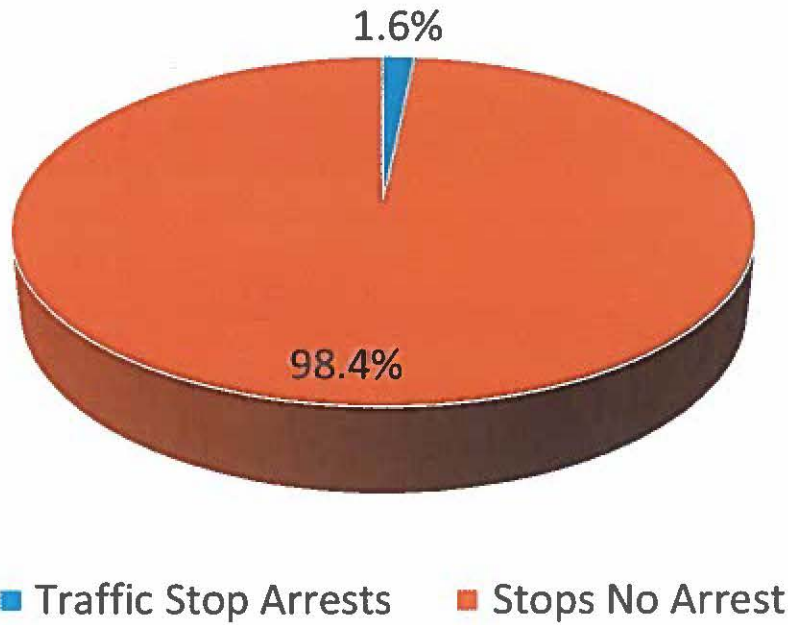
Category	Summonsed
Asian	54
Black	1045
Hispanic	1508
Indian	25
Other	281
White	1357
Unknown	1
<b>Grand Total</b>	<b>4271</b>

## Most Common Reasons For Traffic Stops



Reason	Percent	Description
375	19.27%	Veh Equip Violation
1180	16.70%	Speed
1128	15.02%	Unsafe Lane Change
182.31	6.69%	Restricted Vehicle
1110	5.87%	Fail To Traffic Control Device
OTH_VTL	5.77%	Other VTL
402	5.43%	Improper Plate
1163	4.09%	Turning from wrong lane
1131	3.61%	Driving on Shoulder
1172	3.58%	Failed To Stop at Stop Sign
1225	2.98%	Cell Phone
401	2.28%	Unregistered Vehicle
1120	1.90%	Failed to Keep Right
TLC_VIO	1.36%	Taxi and Limo
1111	1.14%	Traffic Control Device
1129	0.97%	Following Too Close
1144	0.83%	Failure to Yield Emergency Vehicle
306	0.66%	Inspection
LOW	0.45%	Laws of Westchester
1229	0.31%	Seat Belt Violation
1201	0.30%	Parking/Stop on Pavement
NAV_LAW	0.27%	Navigation Law
511	0.22%	Suspended License
1192	0.12%	DWI
509	0.10%	Unlicensed
1228	0.05%	Motor Coach Vio
PL	0.04%	Penal Law Vio

### Traffic Stop Arrests



<b>Total Traffic Stops</b>	7731	
<b>Traffic Stop Arrests</b>	121	1.59%
<b>Stops No Arrest</b>	7610	98.41%
		100.00%

## Percentage of Racial Categories Stopped, Arrested

<u>Category</u>	<u>Count</u>	<u>Stopped Arrested</u>	<u>Stopped No Arrest</u>
Black	29	1.45%	98.55%
Hispanic	48	1.85%	98.15%
Asian/Indian/Other/Unknown	9	1.82%	98.18%
White	35	1.38%	98.62%

